

# Public Document Pack

## NOTICE OF COUNCIL MEETING - 15 NOVEMBER 2016

Dear Councillor,

A meeting of Cambridge City Council will be held in the Council Chamber, The Guildhall, Market Square, Cambridge, CB2 3QJ on Tuesday, 15 November 2016 at 7.00 pm and I hereby summon you to attend.

Dated 7 November 2016

Yours faithfully

A handwritten signature in black ink, appearing to read 'AP Jackson', with a large, stylized initial 'A'.

Chief Executive

### **Agenda**

- 1 Apologies for Absence**
- 2 Declarations of Interest**
- 3 Public Questions Time - see at the foot of the agenda for details of the scheme**
- 4 Cambridgeshire and Peterborough Devolution**

*(Pages 5 - 150)*

# Information for the Public

**Location** The meeting is in the Guildhall on the Market Square (CB2 3QJ).

Between 9 a.m. and 5 p.m. the building is accessible via Peas Hill, Guildhall Street and the Market Square entrances.

After 5 p.m. access is via the Peas Hill entrance.

All the meeting rooms (Committee Room 1, Committee 2 and the Council Chamber) are on the first floor, and are accessible via lifts or stairs.

**Public Participation** In this Extraordinary meeting public questions can be put in relation to the subject covered in Agenda Item 4. The deadline to register to speak is the start of the meeting please contact Democratic Services on 01223 457013 or [democratic.services@cambridge.gov.uk](mailto:democratic.services@cambridge.gov.uk).

Further information about speaking at a City Council meeting can be found at:

<https://www.cambridge.gov.uk/speaking-at-committee-meetings>

Cambridge City Council would value your assistance in improving the public speaking process of committee meetings. If you have any feedback please contact Democratic Services on 01223 457013 or [democratic.services@cambridge.gov.uk](mailto:democratic.services@cambridge.gov.uk).

**Filming, recording and photography** The Council is committed to being open and transparent in the way it conducts its decision making. The public may record (e.g. film, audio, tweet, blog) meetings which are open to the public.

**Facilities for disabled people** Level access to the Guildhall is via Peas Hill.  
A loop system is available in Committee Room 1,

Committee Room 2 and the Council Chamber.

Accessible toilets are available on the ground and first floor.

Meeting papers are available in large print and other formats on request.

For further assistance please contact Democratic Services on 01223 457013 or [democratic.services@cambridge.gov.uk](mailto:democratic.services@cambridge.gov.uk).

**Queries on reports** If you have a question or query regarding a committee report please contact the officer listed at the end of relevant report or Democratic Services on 01223 457013 or [democratic.services@cambridge.gov.uk](mailto:democratic.services@cambridge.gov.uk).

**General Information** Information regarding committees, councilors and the democratic process is available at <http://democracy.cambridge.gov.uk/>

**Mod.Gov App** You can get committee agenda and reports for your tablet by using the mod.gov app

This page is intentionally left blank

---

**CAMBRIDGESHIRE AND PETERBOROUGH DEVOLUTION**

Council

Date: 15 November 2016

Author: Chief Executive

---

## 1.0 ISSUE

- 1.1 This report sets out the next stage in the devolution process, and seeks consent to the Cambridgeshire and Peterborough Combined Authority Draft Order. The Leader of the Council will need to take the final decision on these issues as it is an Executive decision therefore the report includes recommendations to both Council and the Leader.

## 2.0 RECOMMENDATIONS

- 2.1 It is recommended that Council considers whether it wishes to:

- (i) consent to the Secretary of State making an Order to establish the Cambridgeshire and Peterborough Combined Authority (Appendix A);
- (ii) consent to the Council being a constituent member of the Cambridgeshire and Peterborough Combined Authority with effect from the commencement date determined by the final Order;
- (iii) authorise the Chief Executive, in consultation with the Leader of the Council, to consent to the final draft Order and associated documents, specifically:
  - to agree minor drafting amendments to the Combined Authority Order to be laid before Parliament;
  - to consent to the Council being included within the draft Parliamentary Order thereby reflecting this Council's decision
- (iv) authorise the Combined Authority to have a power to issue a levy to the constituent Councils in respect of any financial year. (This will be subject to the inclusion of a unanimity clause in the Combined Authority constitution on this specific matter).
- (v) recommend to the Combined Authority that the costs of establishing the Combined Authority, holding the elections in May 2017 and running the Combined Authority (including Mayoral Office) for 2016/17

and 2017/18 are funded from the gain share grant provided by Government (as outlined in para 10.11)

- (vi) appoint the Leader of Council to act as Council's appointee to the Shadow Combined Authority and once established, to the Combined Authority;
- (vii) appoint Councillor Price to act as the substitute to the above (ref 2.1 (vi));
- (viii) note the outcome of the public consultation on the establishment of the Cambridgeshire and Peterborough Combined Authority as outlined in paragraph 5.1 and 5.2 and Appendices 2A - 2D;
- (ix) note the timetable for the implementation of the Cambridgeshire and Peterborough devolution Order as summarised in paragraph 7.1;
- (x) note the Government's response to the outline business case for Housing capital investment funds secured as part of the devolution deal as set out in Appendix 3.
- (xi) note that a report will come to Civic Affairs committee on 15 February 2017 making proposals for City Council scrutiny of its representative on the Combined Authority, as requested by Council on 27 June 2016, and to confirm detailed arrangements for the Combined Authority Overview and Scrutiny and Audit Committee.
- (xii) note that in the interim period the Leader will report to Strategy and Resources Scrutiny Committee and to full Council on progress made with setting up the Combined Authority and the devolution deal.

To the Leader of the Council

2.2 Following Council's deliberations on i) – xii) in 2.1 above, the Leader of the Council is recommended to:

- (i) consent to the Secretary of State making an Order to establish the Cambridgeshire and Peterborough Combined Authority (Appendix A);
- (ii) consent to the Council being a constituent member of the Cambridgeshire and Peterborough Combined Authority with effect from the commencement date determined by the final Order;
- (iii) authorise the Chief Executive, in consultation with the Leader of the Council, to consent to the final draft Order and associated documents, specifically:
  - to agree minor drafting amendments to the Combined Authority Order to be laid before Parliament;

- to consent to the Council being included within the draft Parliamentary Order thereby reflecting this Council's decision
- (iv) authorise the Combined Authority to have a power to issue a levy to the constituent Councils in respect of any financial year. (This will be subject to the inclusion of a unanimity clause in the Combined Authority constitution on this specific matter).
- (v) recommend to the Combined Authority that the costs of establishing the Combined Authority, holding the elections in May 2017 and running the Combined Authority (including Mayoral Office) for 2016/17 and 2017/18 are funded from the gain share grant provided by Government (as outlined in para 10.11)
- (vi) appoint the Leader of Council to act as Council's appointee to the Shadow Combined Authority and once established, to the Combined Authority;
- (vii) appoint Councillor Price to act as the substitute to the above (ref 2.1 (vi));
- (viii) note the outcome of the public consultation on the establishment of the Cambridgeshire and Peterborough Combined Authority as outlined in paragraph 5.1 and 5.2 and Appendices 2A - 2D;
- (ix) note the timetable for the implementation of the Cambridgeshire and Peterborough devolution Order as summarised in paragraph 7.1;
- (x) note the Government's response to the outline business case for Housing capital investment funds secured as part of the devolution deal as set out in Appendix 3.
- (xi) note that a report will come to Civic Affairs committee on 15 February 2017 making proposals for City Council scrutiny of its representative on the Combined Authority, as requested by Council on 27 June 2016, and to confirm detailed arrangements for the Combined Authority Overview and Scrutiny and Audit Committee.
- (xii) note that in the interim period the Leader will report to Strategy and Resources Scrutiny Committee and to full Council on progress made with setting up the Combined Authority and the devolution deal.

### 3.0 BACKGROUND

- 3.1 The Council on 27 June 2016 instructed the Chief Executive to undertake formal consultation on the proposal to establish a Combined Authority across Cambridgeshire and Peterborough and provide a summary of the consultations to the Secretary of State. The outcome of the consultation is summarised in paragraph 5.1.

3.2 The Chief Executive was also instructed to report to Council to consider giving consent for the Secretary of State to bring forward a draft Order to establish a Combined Authority with an elected Mayor.

#### 4.0 THE CAMBRIDGESHIRE AND PETERBOROUGH DEVOLUTION PROPOSALS

4.1 The proposed Cambridgeshire and Peterborough Devolution Deal was presented to Council on 27 June 2016. In summary the deal delivers:

- A new £20 million annual fund for Cambridgeshire and Peterborough for the next 30 years (£600 million), to support economic growth, development of local infrastructure and jobs.
- £100 million for the next five years for non-Housing Revenue Account (HRA) affordable, rent and shared ownership across Cambridgeshire and Peterborough including Community Land Trusts.
- An additional £70 million fund the next five years for specifically for affordable housing in Cambridge which will be used in its entirety to build new council homes.
- Government support for developing a Peterborough University with degree-awarding powers.
- Working with government to secure a Peterborough Enterprise Zone.
- A local integrated job service working alongside the Department of Work and Pensions.
- Co-design with government a National Work and Health Programme focussed on those with a health condition or disability, as well as the long-term employed.
- Devolved skills and apprenticeship budget – to give more opportunities to our young people.
- The further potential for rail improvements (including new rolling stock and improved King's Lynn, Cambridge, London rail).
- The potential to accelerate transport infrastructure improvements such as the A14/A142 junction and upgrades to the A10 and the A47 as well as Ely North Junction. Also it would support development at Wyton and St Neots and Wisbech Garden Town and the Wisbech Cambridge rail connections.
- Further integration of local health and social care resources to provide better outcomes for residents.



- 4.2 There will also be significant opportunities for future devolution deals, to extend the transfer of powers and resources and the redesign of the delivery of public services. Devolution deal 2 will focus on deprived areas including, for example, health and social care, new homes and infrastructure and community safety. It is proposed that Devolution deal 2 will be drafted in January 2017 for submission to Government prior to the Spring budget.

## 5.0 CONSULTATION OUTCOME

- 5.1 Consultation on the devolution proposals commenced on 8 July and concluded on 23 August 2016. Specific consultation included:

- Business engagement led and conducted by the GCGP Local Enterprise Partnership.
- Meetings and engagement with community, voluntary and local public sector stakeholders, including local Town and Parish Councils.
- Independent Ipsos MORI survey of residents - 2,280 residents contacted by telephone across Cambridgeshire and Peterborough (380 residents in Peterborough). The phone poll gained views from a representative cross section of people, reflecting the wider population of Cambridgeshire and Peterborough.
- Online consultation generating over 1,500 responses from residents across Cambridgeshire and Peterborough (274 residents in Peterborough). The online poll was open to all residents - but the results show that certain groups and council areas were better represented than others.

The results of the consultation were reported to Strategy and Resources Scrutiny Committee on 10 October 2016.

There has been a positive response from residents and businesses to devolution for Cambridgeshire and Peterborough. In particular:

### *Business Engagement*

- The overwhelming response from this was that businesses strongly support the devolution proposals and are very keen that the opportunities these present are taken up. There was a general consensus across different audiences in favour of devolution, with a strong Mayor (who could provide the right leadership and strategic focus).

### *Local Stakeholders*

- Community and voluntary sector groups and local Parish and Town Councils made direct submissions to the consultation. Overall these demonstrated support for the opportunity that the proposals represented and a strong desire for ongoing engagement.

- There was also a clear steer that in practice devolution should not mean an extra layer of government and bureaucracy and it should mean further powers being devolved down to the most appropriate local level.

#### *Independent Survey of Residents*

- The MORI telephone poll of 2,280 residents across Cambridgeshire and Peterborough showed that 55% of all respondents supported devolution with only 15% of residents being opposed.
- In every authority area for Cambridgeshire and Peterborough significantly more people supported the principle of devolution than opposed it.
- Over 80% of residents felt that decisions are better made locally with generally three quarters supporting the range of devolved housing, transport and infrastructure powers and budgets contained in the proposals.
- In the same survey 57% of 2,280 residents supported the election of a Mayor to access the devolution deal (25% opposed) and 61% supported a Combined Authority involving the Mayor and Cambridgeshire and Peterborough councils (23% opposed).
- In the MORI poll of Cambridge residents (380 people) 57% supported the principle of devolution with only 12% opposing.
- 52% of Cambridge residents supported the election of a Mayor to access the devolution deal (27% opposed).
- 57% also supported a Combined Authority for Cambridgeshire and Peterborough councils, chaired by a Mayor with 23% being opposed.

#### *On-line Consultation*

- From the online poll 55% of the 1,500 respondents from across Cambridgeshire and Peterborough supported the general principle of devolving powers down from central government to the local area. In every authority area for Cambridgeshire and Peterborough more people supported the principle of devolution than opposed it.
- Online, just under a third of 1,500 respondents from across Cambridgeshire and Peterborough (31%) supported having an elected Mayor for the local area with 59% opposed.
- Of the 262 Cambridge residents that chose to respond to the online survey - 64% of respondents supported the principle of transferring powers down from central government to Cambridgeshire and Peterborough, with 28% opposing.
- There was less support in the on-line survey for the principle of a Combined Authority for Cambridgeshire and Peterborough and an elected Mayor. 39%

supporting a combined authority and 53% opposing. Just over a third of Cambridge residents (28%) supported having an elected Mayor with 63% opposed.

- A majority of Cambridge respondents to the online survey supported all the key policy areas and specific measures proposed in the deal - housing, transport, funding. There were also clear majorities in support of governance, scrutiny and accountability proposals put forward.

#### *Public Sector*

- There is widespread support for devolution from across the public sector including Police, Fire, Health and Education, including Cambridge University. A number of organisations highlighted the opportunities that they felt devolution represented for public service reform, given the high-level of co-terminosity across Cambridgeshire and Peterborough.

- 5.2 The consultation summary documents submitted to the Secretary of State are included in the Appendices. There are city council area specific results from the IPSOS MORI telephone survey and online survey, summarised below against the whole area.

**Table 1 – IPSOS MORI telephone survey (local results – 380 responses)**

	Cambridge City (%)	Total Area (%)
Principle of Devolution		
- Strongly/tend to support	57	54
- Strongly/ tend to oppose	12	15
Election of Mayor		
- Strongly/ tend to support	52	58
- Strongly/ tend to oppose	27	25
Local Council joining Combined Authority		
- Strongly/ tend to support	57	60
- Strongly/ tend to oppose	23	24

**Table 2 – Online survey (local results – 262 responses)**

	Cambridge City (%)	Total Area (%)
Principle of Devolution		
- Strongly/tend to support	64	55
- Strongly/ tend to oppose	28	37
Election of Mayor		
- Strongly/ tend to support	28	31
- Strongly/ tend to oppose	63	59
Local Council joining Combined Authority		
- Strongly/ tend to support	39	44
- Strongly/ tend to oppose	53	47

## 6.0 CONSENT TO ORDER

- 6.1 The Council is also requested to approve the draft Combined Authority Order as detailed in Appendix 1, with appropriate authorisation given to the Chief Executive (in consultation with the Leader of Council) to agree minor amendments and send written consent to Government to the final draft Order.
- 6.2 The Order will require the appointment of one representative from each Council to the Combined Authority and one substitute. Paragraph 2.1 (vi) recommends the appointment of the Leader of Council to the Combined Authority with Councillor Price acting as the substitute. These arrangements will also be put into place for the formation of a Shadow Combined Authority, subject to the approval of all Cambridgeshire and Peterborough Councils to these recommendations.
- 6.3 Appendix 1B is the draft Order for the Overview and Scrutiny and Audit Committees, which sets out the Government's requirements that 'there should be an Overview and Scrutiny Committee of the Combined Authority pursuant to Schedule 5A of the Local Democracy, Economic Development and Construction Act (2009) (LDEDCA). The order is in draft and has not yet been laid before Parliament.
- 6.4 The Overview and Scrutiny and Audit Committee Order applies to all Combined Authorities and is not specific to Cambridgeshire and Peterborough. A guidance note attached as Appendix 1C outlines the draft arrangements for the Overview and Scrutiny Committee within the Cambridgeshire and Peterborough Combined Authority, and explains:
- the structure of the Overview & Scrutiny Committee, specifically retaining flexibility on the number of members to ensure political balance across the area;
  - requirements for the Chair of the Overview & Scrutiny Committee, including that they are of a different political party to the Mayor;
  - operational arrangements specifically:-
    - call-in powers
    - duty to respond
    - key decisions and forward planning;
  - appointment of Scrutiny Officer.

Scrutiny procedure rules will be included in the constitution of the Combined Authority.

## 7.0 TIMETABLE AND PROCESS

- 7.1 The timetable for the establishment of the Shadow and formal Combined Authority is summarised below, specifically:

August 2016	Consultation exercise completed	
September 2016	Consultation submitted to Secretary of State (Appendix 3A)	
November 2016	Full Council and GCGP Board meetings to consent to draft order.  Chief Executives to provide final written consent to Order  Draft Parliamentary Order laid  Shadow Combined Authority established	
December 2016/ January 2017	Parliamentary Order approved	
February 2017	Combined Authority established	
May 2017	Election of Mayor	

- 7.2 The draft Order is attached at Appendix 1 for approval. Once the draft Order is approved by all Councils in Cambridgeshire and Peterborough, it will enter the Parliamentary scrutiny process. The Parliamentary Joint Committee for Statutory Instruments reviews the Order and this may result in drafting changes.
- 7.3 It has not been the practice of Parliament to make substantive changes at this stage. Therefore consent by Council is requested to delegate to the Chief Executive the authority to agree any minor drafting changes.
- 7.4 If exceptionally these changes are of a substantive nature, the Order must return to Council for consent. The Chief Executive's delegated power is therefore limited to minor drafting changes and to confirming to Government the consent of this Council to the final draft Order laid before Parliament.

## 8.0 ACCOUNTABILITY

- 8.1 Council on 27 June 2016 noted the need to have a mechanism whereby this Council might receive reports from the Combined Authority and be able to examine, challenge and question the Combined Authority's work and decisions. As requested a report will come to Civic Affairs committee on 15 February 2017 to making proposals for City Council scrutiny of its representative on the Combined Authority

- 8.2 In the interim, it is recommended that the Council Leader provides a report to each meeting of Full Council, setting out the work and actions of the Combined Authority since the preceding report. It is suggested that, as part of this agenda item, the opportunity to ask questions to the Leader on their report be provided. This could also form part of the ongoing scrutiny arrangements. The Leader will also report on devolution to the Strategy and Resources Scrutiny Committee in January 2017.
- 8.3 A similar arrangement could also apply to the scrutiny function of the Combined Authority which could, through the nominated Council representative on that Committee, also report to Full Council, also to be reviewed in the report to Civic Affairs Committee.

## 9.0 EQUALITY IMPACT ASSESSMENT

- 9.1 The Equality Impact Assessment is attached as Appendix 4.
- 9.2 The Assessment demonstrates that the Council has considered its public sector equality duty as set out at section 149 Equality Act 2010 and has had due regard to all relevant factors in making these decisions.

## 10.0 FINANCIAL IMPLICATIONS

- 10.1 As reported to June Council, the Devolution area including Peterborough will benefit financially from the proposed devolution deal, specifically:
- £20m per annum (£600m over 30 years) single pot for infrastructure investment funding to invest in economic growth, accelerate housing delivery and job creation. This annual investment fund is split 60:40 between capital and revenue grant, enabling flexibility in its use;
  - £100m capital over five years to help to deliver infrastructure for housing and growth and at least 2000 affordable homes for Cambridgeshire and Peterborough;
  - £70m capital over five years ring fenced to meet Cambridge housing needs which will secure delivery of at least 500 council homes.

Further benefits from the scheme are outlined in para 4.1 above.

- 10.2 An outline business case for both capital grants has now been developed and agreed with Government. A letter from the Secretary of State for Communities and Local Government setting out his support for the business case and commitment to the early release of capital funds is contained in Appendix 3.
- 10.3 The Mayor and Combined Authority will be governed by a constitution similar to the usual local authority standing orders relating to the approval of the budget. Details are contained in the Combined Authority Order and Finance Order currently being drafted by the Department of Communities and Local

Government. At the time of writing this has not been received, however discussions have indicated that this will include the following:

### **Precept**

- The main purpose of the Finance Order is to create the Mayor as a major precepting authority.
- The Mayor will be subject to precept limitations – at a level yet to be decided by Government.
- It is normal that precept limitations are only set in the preceding months to the new financial year. The precept will take effect from 2018/19.

### **Levy**

- Only a Combined Authority can levy.
- The primary legislation says that a Mayor cannot levy for anything.
- The Combined Authority can levy constituent councils for the discharge of its transport functions under primary legislation.
- The Finance Order is expected to extend that power to other functions of the Combined Authority.
- A unanimous decision will be required for the Combined Authority to impose that levy on constituent councils (in other words individual council representatives have the power of veto over any levy).
- The Mayor will not be able to unilaterally impose costs upon the constituent councils.

### **Borrowing**

- The primary legislation will allow the Combined Authority to borrow for its transport functions.
- There is an outstanding issue with the Treasury about whether the Finance Order will extend the ability to borrow for the discharge of the other Combined Authority functions.

### **Contributions**

- If Mayor's costs cannot be met through the precept and/or the cost of the Combined Authority cannot be met through the gain share or levy, the constituent councils have the power to make contributions to the Mayor and Combined Authority

- Contributions cannot be unilaterally imposed by the Mayor on the Combined Authority. They can however request the constituent councils to pay a contribution and include this contribution within the budget.
  - If the Combined Authority does not agree to making contributions to meet the additional costs, they vote against the budget.
  - If the Combined Authority does approve the budget the contributions must be paid by the constituent councils.
- 10.4 As can be seen, the proposed Combined Authority will bring considerable financial benefit to the area. There will be costs incurred in establishing and running the Combined Authority, but the aim will be
- to keep costs at an absolute minimum, using existing resource where possible
  - to look to generate savings and efficiencies through public service reform

The costs of setting up and running the Combined Authority will largely be covered by the funding provided by Government. This is covered in more detail below.

### **Interim Arrangements**

- 10.5 The cost of the interim arrangements leading up to the election of the Mayor in May 2017 have now been finalised at £146,036 covering the employment of statutory officers and external consultancy support. These costs will be funded from the first year of the gain share grant provided by Government (the revenue element of the £20m per year fund).
- 10.6 Officers from existing councils are acting as the Shadow Combined Authority statutory officers until May 2017. The grant funding will cover these costs.
- 10.7 The Council may face some minor internal costs in the run up to mobilisation next year. If needed, these one-off costs will be met from the Council's business transformation fund.
- 10.8 The on-going costs of running the Combined Authority are split into two:
- Combined Authority costs – including the required roles of Head of Paid Service, Chief Finance Officer and Monitoring Officer and Scrutiny Officer
  - Mayoral office costs – The exercise of mayoral functions can be met by precepts. This would include cost of those functions, the mayor's remuneration, and that of any political assistant and of the mayor's 'office'



A breakdown of these costs for 2017/18 is included in appendix 5, along with a forecast for 2018/19 (these remain a matter for the Mayor and Combined Authority to finalise).

10.9 These ongoing running costs will be funded as follows:

- The Combined Authority costs will be funded from the gain share grant. There will be no charge to the City Council or local taxpayers for this.
- In 2017/18 Mayoral office costs will also be covered by the gain share grant. In future years, the Mayor will determine whether the mayoral office costs continue to be funded from gain share grant, or that a precept i.e. a separate element of council tax, funds these costs.

10.10 In addition, there will be the costs of the Mayoral elections in May 2017. These are forecast to be approximately £756,000 across the combined authority area (£66,000 in Cambridge based on a 50/50 cost allocation between the County Council and mayoral elections). These costs will be met from the first year's gain share grant.

10.11 The total costs of establishing the Combined Authority, holding the elections and running the Combined Authority (including Mayoral Office) for 2017/18 are outlined below:

	2017/18 £000's
Set up costs	146
Combined Authority Costs – year 1	674
Mayoral office costs – year 1	135
Election costs	756
total costs	1,711

Council are asked to recommend that these costs are funded from the gain share grant.

10.12 Certain other funding streams will now be channelled via the Combined Authority. The main source initially is the Local Transport Plan capital grant (both the maintenance and integrated transport elements). The Combined Authority will allocate these funds in line with its transport plan to the highways authorities.

10.13 The original devolution scheme in Cambridgeshire and Peterborough included additional flexibility on business rates in para 12.6 as follows:

‘Subject to the making of enabling legislation, the Mayor shall have power to place a supplement of 2p per pound of rateable value on business rates to fund infrastructure and Mayoral costs with the agreement of the local business community through the LEP’

The enabling legislation will be driven by the broader work on the localisation of business rates underway with the Department of Communities and Local Government, and not within the Finance Order itself (and as such will be driven by the timescales for that broader piece of work).

10.14 The estimated running costs of the Mayor's office and Combined Authority over the next five years (including elections costs) is likely to total around £6m. This will be funded from the gain share grant as outlined earlier. For that investment, £270m of funding will be generated for the area as follows:

- £100m of infrastructure investment funding (£20m per annum)
- £100m over five years to help to deliver infrastructure for housing and growth
- £70m capital over five years ring fenced to meet Cambridge housing needs

In other words, each £1 spent on running the Combined Authority for the next 5 years will generate income of £45 to be invested in our areas.

## 11. REASONS FOR THE RECOMMENDATIONS TO THE LEADER

- 11.1 To consult on a scheme for the Cambridgeshire and Peterborough area with a directly elected Mayor, in order to devolve powers from Government to a Combined Authority.
- 11.2 To bring additional new funding to the Cambridgeshire and Peterborough area with local decision making for these funds.

## 12. ALTERNATIVE OPTIONS

- 12.1 The Governance Review reported to Council 27 June considered a number of alternative options and concluded that the most appropriate option for Cambridgeshire and Peterborough is to establish a Mayoral Combined Authority.
- 12.2 If the Combined Authority is not established the Council will lose the opportunities made available through the devolution agreement, including:
- Funding for Housing development
  - Funding for Infrastructure growth
  - Additional powers to make decisions locally
  - Government commitment to work with Peterborough to develop a Peterborough University and an Enterprise Zone

## 13.0 APPENDICES

- 13.1 Appendix 1A - Draft Order – Cambridgeshire and Peterborough Devolution (Combined Authority)  
Appendix 1B – Draft Order – Cambridgeshire and Peterborough Devolution (Scrutiny and Audit)  
Appendix 1C – Officer Guidance Note: Scrutiny arrangements for Combined Authority  
Appendix 2A - Letter to Rt Hon Sajid Javid MP, Secretary of State  
Appendix 2B - Cambridgeshire and Peterborough East Anglia Devolution Consultation  
Appendix 2C - East Anglia Devolution Research – Cambridgeshire and Peterborough IPSOS MORI  
Appendix 2D - Cambridgeshire and Peterborough Online Results  
Appendix 3 - Letter from Rt Hon Sajid Javid MP, Secretary of State  
Appendix 4 - Equality Impact Assessment  
Appendix 5 - Outline Costs and Funding

---

**Background Documents**

Council - 27 June 2016  
Agenda Item No. 4 (including  
Statutory Governance Review,  
Devolution Proposal and  
Devolution Scheme)

**Contact Officer**

Antoinette Jackson  
Chief Executive  
(01223) 457003  
E-mail:  
[Antoinette.jackson@cambridge.gov.uk](mailto:Antoinette.jackson@cambridge.gov.uk)

This page is intentionally left blank

DRAFT STATUTORY INSTRUMENTS

---

**2016 No.**

**LOCAL GOVERNMENT, ENGLAND**

**The Combined Authorities (Overview and Scrutiny Committees,  
Access to Information and Audit Committees) Order 2016**

*Made - - - -*

*Coming into force in accordance with article 1*

The Secretary of State makes the following Order in exercise of the powers conferred by section 114 of, and paragraphs 3 and 4(3) of Schedule 5A to, the Local Democracy, Economic Development and Construction Act 2009<sup>(a)</sup>.

A draft of this instrument has been laid before, and approved by a resolution of, each House of Parliament pursuant to section 117(2) of the Local Democracy, Economic Development and Construction Act 2009.

**PART 1**

**General**

**Citation and commencement**

1. This Order may be cited as the Combined Authorities (Overview and Scrutiny Committees, Access to Information and Audit Committees) Order 2016 and shall come into force on 8th May 2017.

**Interpretation**

2.—(1) In this Order—

“the 2009 Act” means the Local Democracy, Economic Development and Construction Act 2009;

“excluded matter” means any matter which is a local crime and disorder matter within the meaning of section 19 of the Police and Justice Act 2006<sup>(b)</sup> or a matter of any description

- 
- (a) 2009 c. 20. Section 114 was amended by section 23 of and paragraphs 17 and 26 of Schedule 5 to the Cities and Local Government Devolution Act 2016 (c. 1). Schedule 5A was inserted by section 8 of, and Schedule 3 to, the Cities and Local Government Devolution Act 2016. Section 117(2), (2A) and (3) was substituted by section 13 of the Localism Act 2011 (c. 20). Section 117 was amended by paragraph 24 of Schedule 5 to the Cities and Local Government Devolution Act 2016.
- (b) 2006 c. 48. Section 19 was amended by section 126 of the Local Government and Public Involvement in Health Act 2007 (c. 28) and by paragraph 80 of Schedule 3 to and paragraph 1 of Part 4 of Schedule 25 to the Localism Act 2011 (c. 20).

specified in an order made by the Secretary of State for the purposes of section 9FC of the Local Government Act 2000(a);

“member” in relation to membership of an overview and scrutiny committee includes the chair of that overview and scrutiny committee;

“non constituent council” means a council designated as a non constituent council in an order made under section 103(1) of the 2009 Act;

“principal authority” means in the case of a parish council for an area in a district that has a district council, that district council, and in the case of a parish council for any other area, the county council for the county that includes that area; and

“registered political party” means a party registered under Part 2 of the Political Parties, Elections and Referendums Act 2000(b).

(2) For the purposes of this Order a person (“R”) is a relative of another person if R is—

- (a) the other person’s spouse or civil partner,
- (b) living with the other person as husband and wife or as if they were civil partners,
- (c) a grandparent of the other person,
- (d) a lineal descendant of a grandparent of the other person,
- (e) a parent, sibling or child of a person within paragraph (a) or (b),
- (f) the spouse or civil partner of a person within paragraph (c), (d) or (e), or
- (g) living with a person within paragraph (c), (d) or (e) as husband and wife or as if they were civil partners.

## PART 2

### Overview and scrutiny: general provisions

#### Overview and scrutiny committees

3.—(1) The majority of members of a combined authority’s overview and scrutiny committee must be members of that combined authority’s constituent councils.

(2) At least two-thirds of the total number of members of the overview and scrutiny committee must be present at a meeting of the overview and scrutiny committee before business may be transacted.

(3) Each member of the overview and scrutiny committee appointed from the constituent councils is to have one vote and no member is to have a casting vote.

(4) Members of the overview and scrutiny committee who are appointed other than from the constituent councils shall be non-voting members of the committee but may be given voting rights by resolution of the combined authority(c).

(5) Any questions that are to be decided by the overview and scrutiny committee are to be decided by a simple majority of the members present and voting on that question at a meeting of the overview and scrutiny committee.

(6) If a vote is tied on any matter it is deemed not to have been carried.

(7) In this article, references to an overview and scrutiny committee include references to a sub-committee of such a committee.

---

(a) 2000 c. 22. Section 9FC was inserted by section 21 of and Schedule 2 to the Localism Act 2011.

(b) c. 41.

(c) Paragraph 2(5) of Schedule 5A to the 2009 Act applies section 102 (2) to (5) of the Local Government Act 1972 to combined authorities.

## **Appointment of members**

**4.**—(1) The combined authority must—

- (a) appoint such a number of members of each of the constituent councils to an overview and scrutiny committee, so that the members of the committee taken as a whole reflect so far as reasonably practicable the balance of political parties for the time being prevailing among members of the constituent councils when taken together; and
- (b) within the period of 28 days beginning with the day on which an appointment is made to the overview and scrutiny committee, publish a notice that—
  - (i) states that it has made an appointment;
  - (ii) identifies each member of the committee who has been appointed; and
  - (iii) specifies the period for which the members of the committee have been appointed.

(2) The notice mentioned at paragraph (1)(b) must be published—

- (a) if the combined authority has a website, on its website; or
- (b) otherwise, in such manner as it thinks is likely to bring the notice to the attention of persons who live in its area.

## **Appointment of chair**

**5.**—(1) — Paragraphs (2) to (4) apply where the chair of an overview and scrutiny committee is to be an independent person in accordance with provision made under paragraph 3 of Schedule 5A to the 2009 Act<sup>(a)</sup>.

(2) A person is not independent if the person—

- (a) is a member, co-opted member or officer of the combined authority;
- (b) is a member, co-opted member or officer of a constituent council or a parish council of which a constituent council is the principal authority;
- (c) is a relative, or close friend, of a person within sub-paragraph (a) or (b);
- (d) was at any time during the 5 years ending with an appointment as chair of the overview and scrutiny committee under arrangements made by the combined authority in accordance with paragraph 3(4)(a) of Schedule 5A to the 2009 Act—
  - (i) a member, co-opted member or officer of the combined authority; or
  - (ii) a member, co-opted member or officer of a constituent council or a parish council of which a constituent council is the principal authority.

(3) A person may not be appointed as independent chair of the overview and scrutiny committee unless—

- (a) the vacancy for a chair of the overview and scrutiny committee has been advertised in such manner as the combined authority considers is likely to bring it to the attention of the public;
- (b) the person has submitted an application to fill the vacancy to the combined authority, and
- (c) the person's appointment has been approved by a majority of the members of the combined authority.

(4) A person appointed as independent chair of the overview and scrutiny committee does not cease to be independent as a result of being paid any amounts by way of allowances or expenses in connection with performing the duties of the appointment.

---

(a) Paragraph 3(4) of Schedule 5A to the 2009 Act requires the Secretary of State to make provision that the chair of an overview and scrutiny committee is an independent person, as defined by the order (paragraph 3(4)(a) of Schedule 5A) or an appropriate person who is a member of one of the combined authority's constituent councils (paragraph 3(4)(b) of Schedule 5A).

(5) Paragraph (6) applies where the chair of an overview and scrutiny committee is to be an appropriate person in accordance with provision made under paragraph 3(4)(b) of Schedule 5A to the 2009 Act.

(6) Where the mayor for the area of a combined authority is not a member of a registered political party, a person may not be appointed as chair of the overview and scrutiny committee if that person is –

- (a) a member of the registered political party which has the most representatives among the members of the constituent councils on the combined authority, or
- (b) where two or more parties have the same number of representatives, a member of any of those parties.

### **Reference of matters to overview and scrutiny committees**

**6.—**(1) The combined authority must ensure that it enables—

- (a) any member of an overview and scrutiny committee to refer to the committee any matter which is relevant to the functions of the committee;
- (b) any member of a sub-committee of an overview and scrutiny committee to refer to the sub-committee any matter which is relevant to the functions of the sub-committee;
- (c) any member of the combined authority to refer to an overview and scrutiny committee any matter which is relevant to the functions of the committee and is not an excluded matter; and
- (d) any member of a constituent council or a non-constituent council<sup>(a)</sup> of a combined authority to refer to an overview and scrutiny committee any matter which is relevant to the functions of the committee and is not an excluded matter.

(2) For the purposes of paragraph (1), a combined authority enables a member mentioned in paragraph (1)(a) to (d) to refer a matter to a committee or sub-committee if it enables that member to ensure that the matter is included in the agenda for, and discussed at, a meeting of the committee or sub-committee.

(3) Paragraphs (4) to (7) apply where a matter is referred to an overview and scrutiny committee by a member of a combined authority or a member of a constituent council or a non-constituent council in accordance with arrangements made by the combined authority pursuant to paragraph (1)(c) or (d).

(4) In considering whether or not to exercise any of the powers under arrangements made in accordance with paragraph 1(2)(a) or (3)(a) of Schedule 5A to the 2009 Act in relation to a matter referred to the committee, the committee must have regard to any representations made by the member as to why it would be appropriate for the committee to exercise any of these powers in relation to the matter.

(5) If the committee decides not to exercise any of its powers under arrangements made in accordance with paragraph 1(2)(a) or (3)(a) of Schedule 5A to the 2009 Act in relation to the matter, it must notify the member of—

- (a) its decision; and
- (b) the reasons for it.

(6) The committee must provide the member with a copy of any report or recommendations which it makes under paragraph 1(2)(b) or (3)(b) of Schedule 5A to the 2009 Act in connection with the matter referred to it by the member.

(7) Paragraph (6) is subject to article 8 (confidential and exempt information).

---

(a) Orders establishing a combined authority may provide for there to be non constituent councils of a combined authority (see article 2 of S.I. 2014/864).



### **Duty of combined authority and mayor for the area of the combined authority to respond to overview and scrutiny committee**

7.—(1) Where an overview and scrutiny committee or a sub-committee of such a committee makes a report or recommendations the committee may—

- (a) publish the report or recommendations;
- (b) by notice in writing require the combined authority or the mayor for the area of the combined authority to—
  - (i) consider the report or recommendations;
  - (ii) respond to the overview and scrutiny committee indicating what (if any) action the combined authority proposes to take;
  - (iii) if the overview and scrutiny committee has published the report or recommendations under paragraph (a), publish the response.

(2) A notice given under paragraph (1)(b) must require the combined authority or the mayor for the area of the combined authority to comply with it within two months beginning with the date on which the combined authority or the mayor for the area of the combined authority received the reports or recommendations or (if later) the notice.

(3) The combined authority or the mayor for the area of the combined authority must respond to a report or recommendations made by an overview and scrutiny committee, or a sub-committee of such a committee, as result of a referral made in accordance with article 6 within two months beginning with the date on which the combined authority or the mayor for the area of the combined authority received the notice.

(4) Where an overview and scrutiny committee exercises any of its powers under arrangements made in accordance with paragraph 1(2) or 1(3) of Schedule 5A to the 2009 Act in relation to a decision made but not implemented—

- (a) where recommendations have been made under paragraph 1(4)(b) of Schedule 5A to the 2009 Act, the combined authority or the mayor for the area of the combined authority must hold a meeting to reconsider the decision no later than 10 days after the date on which the recommendations of the overview and scrutiny committee were received by the combined authority; and
- (b) any direction under arrangements made in accordance with paragraph 1(4)(a) of Schedule 5A to the 2009 Act may have effect for a period not exceeding 14 days from the date on which the direction is issued.

### **Confidential and exempt information**

8.—(1) This article applies in relation to—

- (a) the publication of any document as a result of a reference made in accordance with article 7 (duty of combined authority and the mayor for the area of the combined authority to respond to overview and scrutiny committee) comprising—
  - (i) a report or recommendations of an overview and scrutiny committee; or
  - (ii) a response of a combined authority or the mayor for the area of the combined authority to any such report or recommendations; and
- (b) the provision of a copy of such a document to a member of a combined authority or to a member of a constituent council or a non-constituent council, by an overview and scrutiny committee or a combined authority or the mayor for the area of a combined authority.

(2) The overview and scrutiny committee or the combined authority, or the mayor for the area of a combined authority in publishing the document—

- (a) must exclude any confidential information; and
- (b) may exclude any relevant exempt information.

(3) The overview and scrutiny committee, or the combined authority, or the mayor for the area of the combined authority, in providing a copy of a document to a member of the combined authority or to a member of a constituent council or a non-constituent council, may exclude any confidential information or relevant exempt information.

(4) Where information is excluded under paragraph (2) or (3), the overview and scrutiny committee or the combined authority, or the mayor for the area of the combined authority, in publishing, or providing a copy of, the document—

- (a) may replace so much of the document as discloses the information with a summary which does not disclose that information; and
- (b) must do so if, in consequence of excluding the information, the document published, or copy provided, would be misleading or not reasonably comprehensible.

(5) If by virtue of paragraph (2), (3) or (4) an overview and scrutiny committee or the combined authority, or the mayor for the area of the combined authority, in publishing or providing a copy of a report or recommendations—

- (a) excludes information; or
- (b) replaces part of the report or the recommendations with a summary,

it is nevertheless to be taken to have published the report or recommendations.

(6) In this article—

“confidential information” has the meaning given by section 100A(3) of the Local Government Act 1972<sup>(a)</sup> (admission to meetings of principal councils);

“exempt information” has the meaning given by section 100I of that Act<sup>(b)</sup>; and

“relevant exempt information” means—

- (a) in relation to a report or recommendations of an overview and scrutiny committee, exempt information of a description specified in a resolution of the overview and scrutiny committee under section 100A(4) of the Local Government Act 1972 which applied to the proceedings, or part of the proceedings, at any meeting of the overview and scrutiny committee at which the report was, or recommendations were, considered; and
- (b) in relation to a response of the authority or of the mayor for the area of a combined authority, exempt information of a description specified in such a resolution of the authority which applied to the proceedings, or part of the proceedings, at any meeting of the authority at which the report or response was, or recommendations were, considered.

(7) In this article, references to an overview and scrutiny committee include references to a sub-committee of such a committee.

### **Scrutiny officer**

**9.**—(1) A combined authority must designate one of its officers as the scrutiny officer of the overview and scrutiny committee to discharge the functions in paragraph (2).

(2) Those functions are—

- (a) to promote the role of the overview and scrutiny committee;
- (b) to provide support and guidance to the overview and scrutiny committee and its members;
- (c) to provide support and guidance to members of the combined authority and to the mayor for the area of a combined authority in relation to the functions of the overview and scrutiny committee.

(3) A combined authority may not designate as the scrutiny officer any officer of a constituent council of the combined authority.

---

(a) Section 100A was inserted by section 1 of the Local Government (Access to Information) Act 1985 (c. 43) and amended by S.I. 2002/715 and by S.I. 2014/2095.

(b) Section 100I was inserted by section 1 of the Local Government (Access to Information) Act 1985 and amended by S.I. 2006/88.

(4) In this article, references to an overview and scrutiny committee include references to a sub-committee of such a committee.

#### **Additional rights of access to documents for members of overview and scrutiny committees**

**10.—**(1) Subject to paragraph (3), a member of an overview and scrutiny committee or a sub-committee of such a committee is entitled to a copy of any document which—

- (a) is in the possession or under the control of the combined authority or the mayor for the area of the combined authority; and
- (b) contains material relating to—
  - (i) any business that has been transacted at a meeting of a decision-making body of that authority; or
  - (ii) any decision that has been made by an individual member of that combined authority.

(2) Subject to paragraph (3), where a member of an overview and scrutiny committee or a sub-committee of such a committee requests a document which falls within paragraph (1), the combined authority or the mayor for the area of the combined authority must provide that document as soon as reasonably practicable and in any case no later than 10 clear days after the combined authority receives the request.

(3) No member of an overview and scrutiny committee is entitled to a copy—

- (a) of any such document or part of a document as contains exempt or confidential information unless that information is relevant to—
  - (i) an action or decision that that member is reviewing or scrutinising; or
  - (ii) any review contained in any programme of work of such a committee or sub-committee of such a committee; or
- (b) of a document or part of a document containing advice provided by a political adviser (a).

(4) Where the combined authority or the mayor for the area of the combined authority determines that a member of an overview and scrutiny committee is not entitled to a copy of a document or part of any such document for a reason set out in paragraph (3), it must provide the overview and scrutiny committee with a written statement setting out its reasons for that decision.

(5) In this article, references to an overview and scrutiny committee include references to a sub-committee of such a committee.

## **PART 3**

### **Key decisions**

#### **Key decisions**

**11.—**(1) In this Order—

- (a) a “key decision” means a decision of a decision maker, which in the view of the overview and scrutiny committee for a combined authority is likely—
  - (i) to result in the combined authority or the mayor for the area of the combined authority incurring significant expenditure, or the making of significant savings, having regard to the combined authority’s budget for the service or function to which the decision relates; or

---

(a) Section 107D(7)(d) of the 2009 Act allows for provision to be made by order for the mayor for the area of a combined authority to appoint a political adviser.

- (ii) to be significant in terms of its effects on persons living or working in an area comprising two or more wards or electoral divisions in the area of the combined authority;
  - (b) “decision maker” includes a mayor for the area of the combined authority or a person exercising functions pursuant to arrangements under sections 107D(3)(a) or (b) of the 2009 Act.
- (2) Where a decision maker intends to make a key decision, that decision must not be made until a notice has been published which states—
- (a) that a key decision is to be made in relation to the discharge of functions which are the responsibility of the combined authority;
  - (b) the matter in respect of which the decision is to be made;
  - (c) the decision maker’s name, and title if any;
  - (d) the date on which, or the period within which, the decision is to be made;
  - (e) a list of the documents submitted to the decision maker for consideration in relation to the matter in respect of which the key decision is to be made;
  - (f) the address from which, subject to any prohibition or restriction on their disclosure under article 8(2), copies of, or extracts from, any document listed is available;
  - (g) that other documents relevant to those matters may be submitted to the decision maker; and
  - (h) the procedure for requesting details of those documents (if any) as they become available.
- (3) At least 28 clear days before a key decision is made, the notice referred to in paragraph (2) must be—
- (a) published—
    - (i) if the combined authority has a website, on its website; or
    - (ii) otherwise, in such manner as it thinks is likely to bring the notice to the attention of persons who live in its area; and
  - (b) made available for inspection by the public at the offices of the combined authority.
- (4) Where, in relation to any matter—
- (a) the public may be excluded under section 100A of the Local Government Act 1972 from the meeting at which the matter is to be discussed; or
  - (b) documents relating to the decision need not, because of article 8 (confidential information), be disclosed to the public,
- the document referred to in paragraph (2) must contain particulars of the matter but may not contain any confidential or exempt information as defined at article 8(6) or particulars of the advice of a political adviser.

### **General exception**

**12.—**(1) Subject to article 13, where the publication of the intention to make a key decision under article 11 is impracticable, that decision may only be made—

- (a) where the proper officer has informed the chair of the relevant overview and scrutiny committee or, if there is no such person, each member of the relevant overview and scrutiny committee by notice in writing, of the matter about which the decision is to be made;
- (b) where the proper officer has made available to the public at the offices of the combined authority for inspection by the public and published on the combined authority’s website, if it has one, a copy of the notice given pursuant to sub-paragraph (a); and
- (c) after five clear days have elapsed following the day on which the proper officer made available the copy of the notice referred to in sub-paragraph (b).

(2) Where paragraph (1)(a) or (b) applies to any matter, article 11 need not be complied with in relation to that matter.

(3) As soon as reasonably practicable after the proper officer has complied with paragraph (1), he or she must—

- (a) make available to the public at the offices of the combined authority a notice setting out the reasons why compliance with article 11 is impracticable; and
- (b) publish that notice on the combined authority's website, if it has one.

### **Cases of special urgency**

**13.**—(1) Where the date by which a key decision must be made makes compliance with article 12 impracticable, the decision may only be made where the decision maker has obtained agreement from—

- (a) the chair of the relevant overview and scrutiny committee; or
- (b) if there is no such person, or if the chair of the relevant overview and scrutiny committee is unable to act, the chair of the combined authority; or
- (c) where there is no chair of either the relevant overview and scrutiny committee or of the combined authority, the vice-chair of the combined authority,

that the making of the decision is urgent and cannot reasonably be deferred.

(2) As soon as reasonably practicable after the decision maker has obtained agreement under paragraph (1) that the making of the decision is urgent and cannot reasonably be deferred, the decision maker must—

- (a) make available to the public at the offices of the combined authority a notice setting out the reasons why the meeting is urgent as agreed by the persons from whom agreement is required under paragraph (1) and cannot reasonably be deferred; and
- (b) publish that notice on the combined authority's website, if it has one.

## **PART 4**

### **Audit committees**

#### **Audit committees**

**14.**—(1) In appointing members to an audit committee a combined authority must ensure that the members of the committee taken as a whole reflect so far as reasonably practicable the balance of political parties for the time being prevailing among members of the constituent councils when taken together.

(2) An audit committee appointed by the combined authority may not include any officer of the combined authority or of a constituent council.

(3) A combined authority must appoint to an audit committee at least one independent person.

(4) For the purposes of appointments under paragraph (3), a person is not independent if the person—

- (a) is a member, co-opted member or officer of the authority;
- (b) is a member, co-opted member or officer of a parish council of which the authority is the principal authority;
- (c) is a relative, or close friend, of a person within sub-paragraph (a) or (b); or
- (d) was at any time during the 5 years ending with an appointment under paragraph (3) —
  - (i) a member, co-opted member or officer of the authority; or
  - (ii) a member, co-opted member or officer of a parish council of which the authority is the principal authority.

- (5) A person may not be appointed under paragraph (3) unless—
- (a) the vacancy for the audit committee has been advertised in such manner as the combined authority considers is likely to bring it to the attention of the public;
  - (b) the person has submitted to the combined authority an application to fill the vacancy, and
  - (c) the person's appointment has been approved by a majority of the members of the combined authority.

(6) A person appointed under paragraph (3) does not cease to be independent as a result of being paid any amounts by way of allowances or expenses in connection with performing the duties of the appointment.

(7) The combined authority must determine a minimum number of members required to be present at a meeting of the audit committee before business may be transacted, to be no fewer than two-thirds of the total number of members of the audit committee.

Signed by authority of the Secretary of State for Communities and Local Government

Name  
Parliamentary Under Secretary of State  
Department for Communities and Local Government

Date

### EXPLANATORY NOTE

*(This note is not part of the Order)*

Part 6 of the Local Democracy, Economic Development and Construction Act 2009 ("the 2009 Act") provides for the establishment of combined authorities for the areas of two or more local authorities in England. Combined authorities are bodies corporate which may be given power to exercise specified functions.

Paragraph 3(1) of Schedule 5A to the 2009 Act provides that the Secretary of State may make provision for overview and scrutiny committees of a combined authority. Paragraph 4(3) of Schedule 5A to the 2009 Act provides that the Secretary of State may make provision for the membership of a combined authority's audit committee and the appointment of the members.

*Part 1* makes general provision for overview and scrutiny provisions of a combined authority. *Article 3* makes provision for the membership of the overview and scrutiny committee. *Article 4* makes provision for the appointment of members to an overview and scrutiny committee and to a sub-committee of such a committee. *Article 5* makes provision for the persons who may be chair of an overview and scrutiny committee.

*Article 6* makes provision for dealing with references of matters to overview and scrutiny committees by members of the combined authority, including those who are not members of that overview and scrutiny committee and members of constituent and non-constituent councils, including those who are not members of the combined authority.

*Article 7* imposes a duty on a combined authority to respond to reports and recommendations of overview and scrutiny committees and *article 8* prevents the publication or supply of any information which contains confidential or exempt information by overview and scrutiny committees or the combined authority.

*Article 9* imposes a duty on combined authorities to designate a scrutiny officer, where that authority has appointed one or more overview and scrutiny committees.

*Article 10* sets out additional rights of members of overview and scrutiny committees in relation to decisions that the committee is scrutinising and provides that in certain circumstances the committee can access exempt or confidential information.

*Part 3* provides for specific requirements relating to decisions which are key decisions. *Article 11* sets out the meaning of key decisions to be subject to specific overview and scrutiny requirements

and the publicity requirements in relation to key decisions. *Articles 12 and 13* allow exceptions to these requirements.

*Part 4* concerns the audit committees to be appointed by combined authorities. *Article 14* provides for the membership requirements of an audit committee.

A full regulatory impact assessment has not been prepared as this instrument will have no impact on the costs of business and the voluntary sector.

CONFIDENTIAL- DRAFT

This page is intentionally left blank



### **Scrutiny arrangements for Combined Authority**

The arrangements for the Overview & Scrutiny Committee for a combined authority are largely similar to the scrutiny arrangements for a local authority. Many of the processes will therefore be familiar with a couple of notable differences.

#### **Structure of the scrutiny committee (article 3)**

The size of the scrutiny committee will be determined annually by the Combined Authority. The majority must be members of the constituent authorities. The Committee will comprise at least 1 member from each of the constituent councils, with the size of the committee being appropriate to reflect political balance across Cambridgeshire and Peterborough. Members have indicated a preference for a committee comprising at least 11 members.

Members of the scrutiny committee cannot hold executive positions within the constituent councils. Members will already be familiar with the concept that executive members and scrutiny members should remain separate.

The Chair of the scrutiny committee must be a member of an opposing political party to the Mayor. The scrutiny arrangements for the combined authority contain an additional provision that if the Mayor is independent and not aligned to any political party, the Chair of the scrutiny committee cannot be a member of the majority party.

The Chair of the scrutiny committee does not have a casting vote and all matters are decided by simple majority. Each member appointed by constituent councils has one vote. Other members have no voting rights.

The quorum is at least two thirds of the membership.

#### **Functions of the scrutiny committee (article 4)**

Similarly to a local authority scrutiny committee, any matter (other than an excluded matter) which is relevant to the scrutiny committee's functions, can be referred there for discussion.

Those who can refer matters include:

- Any scrutiny member of the combined authority
- Any member of the combined authority (including, therefore, the LEP)
- Any member of a constituent council or a non-constituent council

The scrutiny committee will be able to require members and officers of the authority to attend to answer questions.

#### **Call-in**

A power of call-in applies to the decisions of the mayor and the combined authority and operates in a similar manner, but with some important differences, to local authority call in arrangements.

The power is to review or scrutinise any decision of the mayor or the combined authority. Where the decision has been made but not implemented, the scrutiny committee can direct that the decision is not implemented whilst it is under review by the scrutiny committee.

This direction lasts for a maximum of 14 days from the date it is issued.

Within that period of 14 days the scrutiny committee must meet to decide if it wants to recommend that any decision is reconsidered by the mayor or the combined authority. The Mayor or Combined authority must meet to reconsider the decision no later than 10 days after receiving the scrutiny committees' recommendations.

### **Duty to respond**

The scrutiny committee has a number of options regarding any reports or recommendations it makes. It can:

- Publish its report or recommendations
- Ask that the combined authority or Mayor to consider and respond to the report or recommendations

These procedure rules are to be set out within the constitution.

### **Key decisions & forward planning**

Key decisions to be made by the combined authority and the mayor are to be listed within a forward plan at least 28 clear days before being made.

The definition of a key decision relates to significant spend or savings above a particular level or impact on two or more wards. The level of what amounts to 'significant' is to be determined within the constitution.

There are also provisions for urgency and special urgency either where it is impractical to include a decision within the forward plan or where no prior notice can be given before making the decision. Urgency and special urgency provisions require sign off according to a hierarchy of decision makers.

### **Scrutiny officer**

Although scrutiny officers must be appointed in any council operating executive arrangements, a scrutiny officer appointed by the combined authority cannot come from the officers of the constituent councils. The appointment has to be independent, which differs from the practice within councils who usually designate an existing officer with the title of 'scrutiny officer'. This dedicated resource would tend to enhance the role of scrutiny within the combined authority.

### **The role and purpose of scrutiny**

The Overview and Scrutiny Committee is seen as a key component to good governance of the new combined authorities as they provide the necessary element of transparency and accountability.

At the Governance workshop on 5 September, Leaders were keen to emphasise the role of scrutiny as part of the design and development of services, to build upon the positive and proactive contribution early scrutiny can add.

In brief the Overview and Scrutiny Committee will have three main functions to perform:

- (1) The traditional accountability role through call-in and review powers
- (2) Actively assisting in the design and implementation of services by contributing to the policy development, performance management and monitoring of commissioned services
- (3) Working in partnership with the constituent council's scrutiny arrangements and within the partnership network of the combined authority to ensure effective delivery of services at all levels reflecting the principle of subsidiarity

Combined authorities, as new authorities, expects that aspects of the devolution deals will also grow and evolve. Devolution, after all, is a process, not an event. Leaders will be thinking flexibly about different opportunities – not least the prospect for further fiscal devolution, but also changing demographics, the development of new technologies and changing organisational, and area, priorities. Alongside fiscal devolution will come the freedom for combined authorities to design more innovative approach to service delivery, and achieve outcomes for local people, in new and different ways. It presents a key opportunity to develop a key role for the scrutiny committee.

These key roles for scrutiny would be developed through the constitutional arrangements approved by the Combined Authority.

This page is intentionally left blank



**Date:-** 7<sup>th</sup> September 2016

**Please reply to:-** Box SH1104, Shire Hall, Castle Hill, Cambridge, CB3 0AP

**Telephone:-** (01223) 699188 (office)

Rt Hon Sajid Javid MP  
Secretary of State for Communities and Local Government  
Department for Communities and Local Government  
4<sup>th</sup> Floor, Fry Building  
2 Marsham Street  
London, SW1P 4DF

Dear Sajid,

### **Cambridgeshire and Peterborough East Anglia Devolution Consultation**

We are writing to you with the results of the comprehensive consultation carried out into the devolution proposals for Cambridgeshire and Peterborough.

Cambridgeshire and Peterborough is a vital economic area for the UK and is a driving force in the continuing prosperity of the nation. It is a world leader in science and technology, with unparalleled levels of cutting edge research, growth businesses and highly skilled jobs. The area has seen significant growth in the last five years and is internationally renowned for its low-carbon, knowledge based economy, with key sectors including life sciences, information and communication technologies, creative and digital industries, clean tech, and high value engineering and agri-businesses. The area is already a significant net contributor to the UK economy.

It is clear from the consultation that our communities believe the best way forward to continue to grow that prosperity is by devolving powers and funding from Government so decisions can be made locally. There is also widespread support for the proposals suggested in the deal around transport, jobs, housing and skills.

The consultation ran from the 8<sup>th</sup> July to the 23<sup>rd</sup> August 2016. The attached report brings together the findings, the methods and scope of the consultation and the responses received.

As you will see not only did the response far surpass other larger devolution areas but combined various surveys from Ipsos MORI, online and a dedicated business consultation. Indeed, including MORI, online, face to face, social media, business, and other stakeholder groups, our engagement meant that more than 4,000 people had their say. We would invite you to join us in thanking all those who took the time to respond on these devolution proposals.

While the statistically more accurate Ipsos MORI poll and the business communities have shown a strong preference for there to be a directly elected Mayor the online poll has

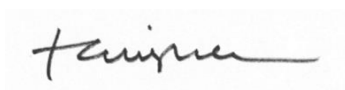
concerns about this aspect and over a perceived increasing of bureaucracy. This is an important issue that we will address as part of our drive to deliver public service reform.

We therefore ask you to consider the findings of this consultation and look forward to receiving your response so that we can continue to progress these proposals through our full Councils and the GCGP Board.

We would also warmly invite you to visit the Cambridgeshire and Peterborough area at your earliest convenience. As well as discussing devolution and our ambitious plans for economic growth, we would welcome the opportunity to talk to you about how we intend to tackle our housing issues and transform public service delivery.

Our main concern, as always, is the prosperity of communities in Cambridgeshire and Peterborough, but we would also like to thank you for your continuing support to a deal which could lead to major benefits locally, nationally and internationally.

Yours sincerely



Cllr Lewis Herbert

Leader – Cambridge City Council



Cllr Steve Count

Leader – Cambridgeshire County Council



Cllr James Palmer

Leader – East Cambridgeshire District Council




Cllr John Clark

Leader – Fenland District Council



Cllr Robin Howe

Executive Leader – Huntingdonshire District Council



Mark Reeve

Chairman – Greater Cambridge Greater Peterborough L



Cllr John Holdich  
Leader – Peterborough City Council



Cllr Peter Topping  
Leader – South Cambridgeshire District Council

# Cambridgeshire and Peterborough East Anglia Devolution Consultation

7<sup>th</sup> September 2016

Final



## **Contents**

Executive Summary	Page 3
The Response to the Consultation from Business	Page 6
The Response to the Consultation from Stakeholders	Page 7
Responses received from the surveys	Page 8
The Methods and Scope of the Consultation	Page 14
Conclusion	Page 18
Next Steps	Page 19

## **Appendixes**

Breakdown of poll results	Page 20
---------------------------	---------



## Executive Summary

The seven Local Authorities of Cambridgeshire and Peterborough, and the Greater Cambridge Greater Peterborough Local Enterprise Partnership have undertaken an extensive consultation exercise with residents and businesses about the proposals for devolution of powers and funding from central government to the local area.

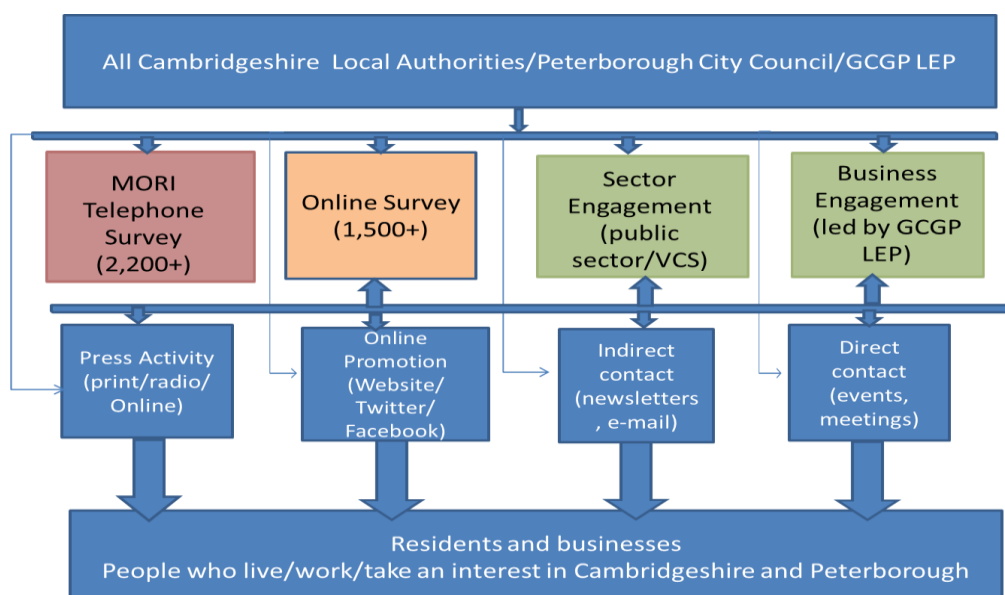
The consultation ran from 8 July to 23 August 2016. This paper brings together the findings, it summarises the methods and scope of the consultation, and the responses received.

## Background to the Consultaion

Cambridgeshire and Peterborough have been developing their proposals for devolution with local and national stakeholders for many months. In June 2016, Cambridge City Council, Cambridgeshire County Council, East Cambridgeshire District Council, Fenland District Council, Huntingdonshire District Council, Peterborough City Council, and South Cambridgeshire District Council, all agreed at full council meetings, to take the Cambridgeshire and Peterborough Devolution Proposal, with accompanying Governance Review and Governance Scheme out for public consultation. Greater Cambridge Greater Peterborough Enterprise Partnership (GCGP) Board also agreed this.

## The Methods and Scope of the Consultation

The Cambridgeshire and Peterborough Devolution Consultation exercise was planned to provide comprehensive engagement with residents and businesses. An overview of the approach is shown in the diagram below.



Specifically consultation included:

- **Business engagement** led and conducted by the GCGP Local Enterprise Partnership. This involved tailored events with business groups from Cambridge, Huntingdonshire and Peterborough. There was on-going dialogue

with representative bodies such as the Federation of Small Businesses, local Chambers of Commerce, Cambridge Ahead, Opportunity Peterborough and Cambridge Network. Key areas such as Housing, Transport and Skills provision were directly targeted.

- Meetings and engagement with **community, voluntary and local public sector stakeholders**, including our important network of almost 250 local Town and Parish Councils and over 100 organisations and networks, including Peterborough Disability Forum, Cambridge Pinpoint, Peterborough Youth Council, and Cambridgeshire Alliance.
- An **independent survey of residents** was commissioned and undertaken by MORI. The statistically valid telephone poll saw over 2,200 residents contacted and asked for their views on the full range of the devolution proposals.
- **Online consultation** was a prominent feature of all seven Councils and the LEP's websites, generating over 1,500 responses. (in comparison, Greater Manchester's equivalent consultation received 240 responses, covering a population of 2.8m people)
- **Engagement with the public sector** and higher education establishments, including the Police and Crime Commissioner, the Clinical Commissioning Group and health organisations, Cambridge University, Anglian Ruskin University, and Schools.

This activity was generated through a full range of communications channels and regular promotion activities including press releases and use of social media to further encourage participation in the exercise. The aim of the process was to enable all Cambridgeshire and Peterborough residents and stakeholders to have a say on the devolution proposals.

## **The Response**

There has been a positive response from residents and businesses to devolution for Cambridgeshire and Peterborough. In particular:

### *Business Engagement*

- The overwhelming response from this was that **businesses strongly supports the devolution proposals** and are very keen that the opportunities these present are taken up. There was a general consensus across different audiences in favour of devolution, with a strong Mayor (who could provide the right leadership and strategic focus).

### *Local Stakeholders*

- Community and voluntary sector groups and local Parish and Town Councils made direct submissions to the consultation. Overall these demonstrated

**support for the opportunity** that the proposals represented **and a strong desire for ongoing engagement.**

- There was also a clear steer that in practice devolution should not mean an extra layer of government and bureaucracy and it should mean further powers being devolved down to the most appropriate local level.

#### *Independent Survey of Residents*

- The MORI telephone poll of over 2,200 residents showed that **55% of all respondents in the local community support devolution with only 15% of residents being opposed.** Over 80% of residents felt that decisions are better made locally with generally three quarters supporting the range of devolved housing, transport and infrastructure powers and budgets contained in the proposals.
- In every authority area for Cambridgeshire and Peterborough significantly more people supported the principle of devolution than opposed it.
- In the same survey 57% of residents supported the election of a Mayor to access the devolution deal (with 25% opposed) and 61% supported a Combined Authority involving that Mayor and Cambridgeshire and Peterborough Councils (with 23% opposed).

#### *Online Consultation*

- From the online poll **55% supported the general principle of devolving powers down from central government** to Cambridgeshire and Peterborough. In every authority area for Cambridgeshire and Peterborough more people supported the principle of devolution than opposed it.
- Online, just under a third of respondents (31%) supported having an elected mayor for Cambridgeshire & Peterborough with 59% opposed.

#### *Public Sector*

- There is **widespread support for devolution from across the public sector** including Police, Fire Health and Education, including Cambridge University. A number of organisations highlighted the opportunities that they felt devolution represented for public service reform, given the high-level of co-terminosity across Cambridgeshire and Peterborough.

## 1 The Business Voice

- 1.1 The Local Enterprise Partnership brought together members of the business community at a series of local events and also gathered views through social media engagement (see section five). They then submitted a response to the consultation, bringing together all the views expressed by local businesses (including Cambridge Ahead, the Federation of Small Businesses, Cambridgeshire Chamber of Commerce, and Cambridge Network).
- 1.2 The overwhelming response from this is that **businesses strongly support the devolution proposals** and are very keen that the opportunities these present are taken up. There was a general consensus across different audiences in favour of devolution, with a strong Mayor (who could provide the right leadership and strategic focus).
- 1.3 Not only did they support the additional powers and funding coming for much needed investment in areas like infrastructure. They also recognised the opportunity to improve local governance and decision-making through the new structures, including the leadership role a Directly-Elected Mayor could provide in lobbying government for further funding on behalf of the area.
- 1.4 Concerns that were voiced about the devolution proposals covered the level of funding on offer, compared to the scale of investment required in both infrastructure and skills across the Cambridgeshire and Peterborough area.
- 1.5 A separate submission from the CBI supported the principle of devolution and also welcomed the clear terms within the Cambridgeshire and Peterborough Deal. However there was also a call to *“sustain visible, accessible leadership over the long term, executing the plan as outlined”* together with a focus on improvements to local education, in-work training and business practices as being keys to the region’s success. The submission also called for on-going in-depth engagement with the business community.

## **2 The response to the consultation from stakeholders (including the public sector)**

- 2.1 These responses are particularly informative regarding views as to whether the devolution deal and proposed scheme would improve the delivery of statutory functions, as they include larger organisations with particular expertise in delivery of areas of the devolution deal.
- 2.2 In terms of public services, a number of organisations highlighted the opportunities that they felt devolution represented for public service reform, given the high-level of co-terminosity across Cambridgeshire and Peterborough public services. Which it was felt could be built upon to further increase co-operation and reduce duplication and operational costs. Many also indicated a desire for further devolution in areas like health and social care, policing, and fire services to enable more of a whole-system approach. Greater devolution in this way would enable more successful upfront preventative activity that would reduce longer-term costs.
- 2.3 Specifically, the Cambridgeshire and Peterborough Police and Crime Commissioner expressed his support for the proposals, specifically around the ability to access devolved funding and make more decisions locally. Which he felt would provide opportunities for public sector reform, including more integrated approaches to community safety. Cambridgeshire Constabulary and Cambridgeshire and Peterborough Fire Authority also expressed their support for Cambridgeshire and Peterborough devolution, highlighting the opportunities it would offer for new, innovative, and collaborative approaches to supporting communities, and for drawing down additional powers to ensure a more cohesive approach to community safety.
- 2.4 Cambridgeshire and Peterborough Clinical Commissioning Group also expressed their support for the proposals, highlighting the co-terminosity of the local health and social care sector and the opportunities for close working through devolution across the local health system.
- 2.5 The Greater London Authority also stated their desire to work with the devolution proposals, to support the London-Stansfeld-Cambridge-Peterborough growth corridor, and welcomed the opportunities for collaboration between London and the Wider South East on strategic infrastructure issues.
- 2.6 Cambridgeshire and Peterborough's network of community and voluntary sector and local Parish and Town Councils also made direct submissions to the consultation. Overall these demonstrated support for the opportunity that the proposals represented and a strong desire for ongoing engagement in how the devolution proposals are delivered in practice. There was also a clear steer that devolution should not mean an extra layer of government and bureaucracy and it should mean further powers being devolved down to the most appropriate local level. These concerns were relayed in submissions from Caxton and Histon and Impington Parish Councils amongst others.
- 2.7 In their response UNISON acknowledged that the overarching aims of devolution to a combined authority are, in principle, positives for both UNISON

and its members. However concerns were expressed about the initial development of the Combined Authority, its future financing and structure. Unison expressed the wish to work closely with any future authority on matters concerning employees through a joint protocol agreement and the creation of a Workforce Engagement Board. This would be in line with arrangements that have been successfully implemented in the Greater Manchester Combined Authority.

- 2.8 From the Higher Education sector, Cambridge University also expressed their support for devolution as a means of enhancing the area's competitiveness, including the proposed powers and funding around housing, infrastructure and skills. They did however want to see measures to ensure that opportunities for joint-working across East Anglia in areas like transport, academic and business links were maximised and also commented upon the governance changes, the role of GCGP LEP and the need to address inequality and deprivation.

### **3 Responses received from the surveys**

#### **MORI Survey**

##### **3.1 Who was surveyed?**

- 3.1.1 MORI surveyed 2,280 Cambridgeshire and Peterborough residents using questions developed by the partners, and quality assured by MORI. The respondents were chosen according to MORI's criteria (not self-selecting as in the online poll).
- 3.1.2 MORI completing 380 telephone interviews per district, giving statistical robustness to the consultation, with sound confidence levels of +/- 5 per cent from the 'true' value. This is generally an accepted level of confidence used within the research industry.
- 3.1.3 It is also worth noting that changing the sample from 380 per district/ city area to 1000 only changes the level of confidence to +/-3 percent.
- 3.1.4 The detailed responses are set out in annexes but in summary, of Cambridgeshire and Peterborough respondents, the survey demonstrated:
- 89% of respondents identified themselves as English/Welsh/Scottish/Northern Irish/British.
  - Almost half of respondents (48%) owned their own homes outright, followed by those buying with a mortgage (38%).
  - 83% of respondents did not identify themselves as having a health problem or disability lasting, or expecting to last, over a year.
  - With a view to the public sector equality duty MORI were instructed to interview a demographic representative sample of the population.

##### **3.2 What did the responses to the survey say?**

###### **Understanding and support for devolution**

- 3.2.1 MORI initially asked about the level of understanding of respondents of devolution in England with 63% stating that they knew at least 'a little bit' about devolution. Respondents were then asked the extent to which they supported or opposed the principle of devolution and 55% either tended to support or strongly support it with only 15% opposed. Support within each of the local authorities was strong, ranging from 57% support (and 17% opposed) in Huntingdonshire to 48% support (15% opposed) in Peterborough.

###### **Devolution of powers and funding**

- 3.2.2 On the proposals for particular powers to be devolved from Westminster to a Cambridgeshire and Peterborough Combined Authority and Mayor, the survey of respondents showed that:
- In relation to **housing**, over 80% (83%) supported this for decisions on housing and development strategy, almost three quarters (73%)

supported this for the proposed £100m fund for new housing and affordable homes and over 80% (83%) supported this for the proposed £70m fund for council rented homes in Cambridge.

- In relation to **transport and infrastructure**, almost three quarters (73%) supported this for decisions on transport planning (to better co-ordinate road, rail and bus services), over 80% (85%) supported this for decisions on road maintenance and over two thirds (68%) supported this for the annual £20m fund to improve local infrastructure, such as road and rail improvements.
- In relation to **education and skills**, (70%) supported this for reviewing 16+ Further Education provision, over three quarters (79%) supported this for apprenticeship funding and training, around three quarters (76%) supported this for 19+ adult education and skills training.
- In other areas of **public services**, (63%) supported this for joining up health and social care services and over two thirds (69%) supported this for reviewing all public sector land and property for development.
- Just over half (52%) did however think that programmes to help people with health conditions or disability and the long-term unemployed back into work should be done nationally.

### **Governance, scrutiny and accountability issues**

3.2.3 On the proposals in relation to questions governance, the survey of respondents showed:

- In regard to the **Mayor and Combined Authority**, 57% either strongly or tended to support the election of a mayor (25% opposed) in order to access the powers and funding in the devolution deal and 61% either strongly or tended to support (23% opposed) an elected Mayor becoming part of a Combined Authority with other councils and Charing that Authority.
- In regard to **decision making**, around three quarters (77%) either strongly or tended to agree that decisions should be made by everyone, including the Mayor, having a vote, 90% either strongly or tended to agree that the Mayor should require the support of a number of Combined Authority members to progress proposals and almost three quarters (71%) strongly or tended to agree that some decisions, such as seeking new powers from Government or funding the authority's running costs, should require a majority of members to agree, including the Mayor.
- In regard to **scrutiny and accountability**, 67% thought an independent scrutiny committee was either essential or very important, around two thirds (63%) thought that the scrutiny committee being able to review Combined Authority decision was either essential or very important, 83% thought that having an audit committee to hold the Combined Authority's finances to account was either essential or very important, 81% thought that residents' ability to directly-elect a mayor was either essential or very important means of accountability and over two thirds thought that a Government Assessment every five years was either essential or very important for accountability.



- 3.2.4 Overall the MORI telephone poll showed clear majorities amongst respondents in favour of the overall combination of funding, powers, governance, scrutiny and accountability proposals being put forward by Cambridgeshire and Peterborough.

## 4.3 Online Poll

### 4.3.1 Who was surveyed?

- 4.3.2 The promotional activity outlined later on in this report drove people towards the online survey, which yielded over 1,500 results across Cambridgeshire and Peterborough. Hard copy versions sent in were also inputted into the survey.

- 4.3.3 While this response is significantly greater than responses generated by other areas in their devolution consultations and demonstrates the reach of the consultation work, this is still **a self-selecting sample of people** and hence much less representative of the population as a whole compared to the MORI survey.

- 4.3.4 The full survey results will be published in a separate annex but in terms of the respondents:

- 61% of respondents were male, over 79% were local residents, and almost half of respondents (48%) were 45-64 year-olds with a further 25% being over 64.
- Over 90% (91%) of respondents who disclosed their ethnic identity identified as British.
- The highest response rate to the on-line survey was from Huntingdonshire with 452 people responding (2.57 per 1000) and the lowest response rate was for Fenland with 127 people responding (1.33 per 1,000). Response numbers are included in the table in Annex B.

## 4.4 What did the responses to the survey say?

### Support for devolution

- 4.4.1 Initial questions focused upon the principle of devolution, with 55% either strongly or tended to support the general principle of devolving powers down from central government to Cambridgeshire and Peterborough. In every authority area for Cambridgeshire and Peterborough more people supported the principle of devolution than opposed it.

### Governance, scrutiny and accountability issues

- 4.4.2 The second set of questions focused upon the proposed governance, decision-making and accountability questions and here the answers were mixed, specifically:

- In regard to the **Mayor and Combined Authority** 44% of respondents either strongly or tended to support the transfer of powers from central

government and then District, City and County Councils becoming part of a Combined Authority.

- Just under a third of respondents (31%) supported having an **elected mayor** for Cambridgeshire & Peterborough, with 59% opposed.
- In regard to **decision-making**, over two thirds (68%) of respondents strongly or tended to agree with the proposal that decisions by the Mayor should require the support of Combined Authority members, around three fifths (59%) strongly or tended to support the proposal that a majority of the Combined Authority members, including the Mayor, must agree to proposals around borrowing, funding and costs of the Combined Authority.
- In regard to **scrutiny and accountability**, 83% of respondents thought having an independent scrutiny committee to hold the Mayor and Combined Authority to account was essential or very important, 81% thought that the ability for a scrutiny committee to review Combined Authority decisions was essential or very important, 89% thought an audit committee to monitor Combined Authority finances was essential or very important, about three quarters (74%) thought it was essential or very important to have accountability through regular Mayoral elections, 93% thought that open and transparent decision-making with mostly public meetings was essential or very important for accountability and 68% thought that Government Assessments every five years were essential or very important for accountability.

## Devolution of powers and funding

4.4.3 The final set of content questions focused on views about the key policy areas and specific measures proposed in the deal to be devolved from a central government to a Cambridgeshire and Peterborough Mayoral Combined Authority. These all showed a majority of respondents supporting devolution of these proposals, varying from very strong to simple majorities.

- In relation to **housing**, 67% either strongly or tended to support devolved decision-making around building new and affordable homes, (69%) strongly or tended to support it for devolution of housing and development strategy, 52% for devolution of the housing infrastructure fund (£100m) and 56% for devolution of the additional housing fund for council rented homes in Cambridge.
- In relation to **transport** 65% either strongly or tending to support devolved infrastructure project funding (such as road and rail), nearly three quarters of respondents 71% either strongly or tended to support devolution of area wide transport planning, 69% strongly or tended to support devolution of road maintenance budgets and 53.2%% strongly or tended to support devolution of the infrastructure funding pot (£20m x 30 years).
- In relation to **skills**, 57% either strongly or tended to support devolution of apprenticeship funding, 61%.strongly or tended to support devolution of 16+ skills provision, and 61% strongly or tended to support devolution of adult skills funding.
- In relation to **public services**, 58% either strongly or tended to support devolution of joined-up health and social care services and (62%) of

respondents either strongly or tended to support devolution of powers to review public sector land.

- In relation to **employment** 56% either strongly or tended to support devolution of powers to helping people with health conditions or a disability back into work and 57% either strongly or tended to support devolution of employment service provision.

## Summary of comments

- 4.4.4 The survey contained two sets of open questions where respondents could explain their answers. The first question asked for further explanation of the views on the principle of devolution. Of those supporting devolution these comments tended to broadly focus on the “benefits of local control and decisions being taken closer to local communities”. In the negative comments there was a strong consistency in the language about “not wanting another layer of government”.
- 4.4.5 The second open text question was a broad request for further comments, did not have the same consistency in responses. Positive comments tended to focus on the potential benefits of more local devolution and mentioned specific positive benefits of the deal like local infrastructure and housing funds. On the other side, a number of negative comments mentioned the directly elected Mayor, and perceived extra bureaucracy and costs of the proposals.
- 4.4.6 Overall, these online survey results demonstrated majority support for most of the aspects Cambridgeshire and Peterborough devolution proposals. There were however a majority of respondents who did not express support for a directly elected Mayor in this survey (unlike the MORI poll), which has been a long-standing requirement of Government for this deal. There were also, for some, strongly-felt concerns that devolution might mean another layer of government, bureaucracy and cost.

## **5 The Methods and Scope of the Consultation (detail)**

### **5.1 Introduction**

5.1.1 It is a legal requirement that public consultation is undertaken in relation to the creation of a Combined Authority and the receiving of devolved powers and functions to that body. The consultation was co-ordinated by Cambridgeshire County Council and Peterborough City Council in conjunction with Cambridge City Council, East Cambridgeshire District Council, Fenland District Council, Huntingdonshire District Council, Greater Cambridge Greater Peterborough Enterprise Partnership (GCGP), and South Cambridgeshire District Council.

5.1.2 The consultation was launched on 8 July and ran over six weeks until 23 August. It aimed to offer the opportunity for every Cambridgeshire and Peterborough resident, business and stakeholder to respond if they wished to do so regarding the proposed devolution of powers and functions and governance changes set out in the scheme.

5.1.3 The consultation process included the following key elements:

- Business engagement – led by GCGP.
- Stakeholder engagement (including key public sector delivery agencies, parish and town councils and the community and voluntary sector).
- An independent telephone survey of residents conducted by MORI.
- An online survey across all eight partners:

5.1.4 The following communications channels were used to promote these elements:

- Pro-active media releases and engagement with local and regional media.
- Social media promotion using all channels of local authorities in Cambridgeshire and Peterborough and GCGP.
- Online information/links, newsletters, articles.
- Stakeholder events and meetings
- Staff messaging, employee engagement.
- E-mails to stakeholders organisations and networks.
- Specific meetings with organisations and groups.

5.1.5 These different mechanisms enabled stakeholders and the public to enter submissions, make comments and answer questions to the extent that they wished. Digital responses were encouraged but hard copies and alternative formats/language versions of the consultation were available on request and information provided at locations across Cambridgeshire and Peterborough e.g. Libraries, community hubs, business centres. Results for the on-line survey were checked to ensure that specific parts of the Community had been reached. Older people (aged 65+) formed 23% of the sample, people of a non-white British ethnicity formed 7.2% of the sample and those with a disability or limiting health condition formed 6.7% of the sample.

## **5.2 Press and Media Promotion**

### **Press activity**

- 5.2.1 A co-ordinated media strategy across Cambridgeshire and Peterborough was developed and delivered to inform the public and stakeholders through the press and media about the devolution consultation and survey.
- 5.2.2 A shared press release on the launch of the consultation exercise across all the organisations involved was issued on 8 July, which generated significant coverage across web, radio, TV and appeared in print, including links to the online survey. A subsequent reminder release was also launched on 5th August. Alongside the GCGP/Cambridge Ahead event, this generated coverage, and the print, online and broadcast media ran stories just before the close of the consultation. In total more than 30 media stories were run during the period about devolution and that a consultation was being held.

Examples include:

- Articles in the Peterborough Telegraph, EDP, the Ely News, Archant titles such as the Cambs Times, Wisbech Standard, Ely Standard, Hunts post.
- Coverage on Radio Cambridgeshire, Cambridge News as well as Look East, Anglia TV.
- The Leader of Peterborough Council also highlighted the devolution consultation in three Leaders Columns in the Peterborough Telegraph.
- The Leader of Cambridge City Council contributed an article in The Guardian around the Devolution proposals.
- An article in the CambsTimes featuring the Leader of Fenland on 19 July.
- The Leader of Cambridgeshire County Council was interviewed on BBC Radio Cambridgeshire.
- The Leader of South Cambridgeshire District Council was featured in a BBC Look East news feature on devolution.
- Cambridge News covered the GCCP business devolution event and wrote a feature on it.

### **Social Media**

- 5.2.3 All seven Cambridgeshire and Peterborough Local Authorities and the LEP used social media promotion, particularly Twitter, to increase awareness of the consultation and online survey with stakeholders and the public. Partners in the proposed deal used Social Media and supported each other's campaigns as well as using a range of online materials such as animations, films and Gifs. In the last week alone of the survey the phrase Cambridgeshire and Peterborough Devolution had an estimated reach of 71,499 Twitter Accounts and 179,282 Impressions.

5.2.4 Facebook adverts were also produced and published by Cambridgeshire and Peterborough, directing people to the online survey. This went out to a potential audience of over 11,000 but reached 32,531 and had received over 1,102 post clicks by the 23 August.

5.2.5 Individual councils conducted their own local approaches to this activity, including:

- Peterborough City Council posted 14 tweets which generated 18,947 impressions. Peterborough's Facebook adverts directly generated 443 clicks, with a reach of over 21,000 people.
- Huntingdonshire District Council posted five tweets between the 5<sup>th</sup> July and the 3<sup>rd</sup> August either specifically about the survey or linking to other articles that linked to the survey to their almost 3,000 followers. They also posted four Facebook posts to their over 1,000 followers. They hosted a banner constantly showing the devolution page links and their devolution webpage had around 600 unique page views.
- Cambridge City Council created and promoted Youtube videos they produced of their Leader and Deputy Leader and a presentation summarising devolution highlights to drive up interest.
- East Cambridgeshire District Council tweeted the launch of the consultation, including tweets from all the Senior Directors, as well as keeping the consultation on the front of their website.
- Cambridgeshire County Council sent out 17 Tweets to its 24,000 followers producing 35,968 impressions. In addition the Council Retweeted partner and residents tweets.
- South Cambridgeshire District Council produced animated Gifs and Tweets that was shared across Social media channels reminding people to have their say.
- Fenland District Council posted 9 tweets generating 6,297 impressions. There were also 7 posts on Facebook which reached nearly 700 people.

### **Online activity**

5.2.6 All Cambridgeshire and Peterborough Local Authorities and the LEP shared joint lines, information and questions and answers around the consultation, tailoring it to their own local approach, but pointing people towards the online consultation via their own websites. Pages with shared information were set up on partner websites to explain the proposals and point people to the online survey.

5.2.7 Shared materials and templates were also provided for District Councils to share with their Parish and Town Councils for their own newsletters. This resulted in a range of activity and results including:

- All councils disseminated information and the survey to their network of around 240 Parish and Town Councils.
- Messages and briefings to council staff, articles for council stakeholders to share with their staff, information to schools, community connectors, e-mails to key contacts and people who have responded to earlier survey work on devolution.

- Cambridgeshire County Council received over 2,000 unique page views for its Devolution web pages.
- GCGP sent their newsletter out to approximately 900 people receiving over 130 click-throughs, posted 31 consultation and related tweets with 23,518 impressions and had 500 visits to devolution articles on their website.

### **Additional promotional activity**

5.2.8 Hard copies of information and the survey were also made available across Cambridgeshire and Peterborough on Council premises. For example Fenland District Council made paper copies of the survey available in all their one-stop shops, community hubs and libraries in the following locations:

- March @ your service shop.
- March Library.
- Wisbech @ your service shop.
- Wisbech Library.
- Chatteris Community Hub.
- Whittlesey Community Hub.
- South Fens business centre.
- Boathouse business centre.
- Fenland District Council business reception.
- Rosmini Centre
- Oasis Centre.

This helped to ensure that people without access to the internet across the entire geography were able to be informed and have their say.

## **5.3 Business Engagement**

5.3.1 The LEP led and conducted a process of business engagement that:

- Targeted companies with specific sectoral interests of particular relevance to the devolution deal i.e. housing, development, construction, transport, digital and technology, skills and education.
- Utilised existing business networks to disseminate and gather opinion, such as the Federation of Small Business, Cambridgeshire Chamber of Commerce, Opportunity Peterborough and Cambridge Network.
- Contacted large, small and medium-sized businesses to ensure companies of all sizes of companies could share their views.
- Sought to share information and seek views from businesses right across the entire Cambridgeshire and Peterborough geography.

This approach sought to ensure that all types of local firms were approached with information and invited for their thoughts.

5.3.2 The LEPs engagement took the form of:

- Encouraging the GCGP Business Representatives Group, to disseminate the online survey link to their members.
- Encouraging businesses to complete the online survey through direct contact (e-mail, face-to-face, Twitter and website).
- Hosting a Devolution business engagement event on 4th August, with Cambridge Ahead.
- Hosting a Devolution business engagement event on 9th August, with Opportunity Peterborough.
- Supporting a Devolution engagement event on 16<sup>th</sup> August for local businesses and voluntary organisations with Huntingdonshire District Council.

This combination of channels sought to enable businesses that wished to be informed or have their say to do so through their preferred means of communication.

- 5.3.3 Other partners also carried out business engagement as part of this consultation. For example, Huntingdonshire District Council held a business breakfast meeting on 16 August.

## **5.4 Stakeholder Engagement**

- 5.4.1 Key public sector stakeholder organisations were targeted as having particular expertise and understanding of the needs of their particular sectors in regard to Cambridgeshire and Peterborough and how they might relate to whether the Devolution proposals would improve local delivery and decision-making in the area. Submissions were sought from Cambridgeshire's Public Service Network (including the Police and Crime Commissioner, Clinical Commissioning Group, Constabulary, Fire and Rescue Service, Fire Authority), important public sector organisations like the Environment Agency and Homes and Communities Agency, and organisations in Higher Education, such as Cambridge University.
- 5.4.2 Over 100 stakeholders were contacted directly across Cambridgeshire and Peterborough. This was a combination of face-to-face meetings, e-mail, and invitations to events and briefings. A number of these submitted written submissions to the consultation.
- 5.4.3 In addition the views of local public, community and voluntary sector organisations, including Parish Councils were sought via direct contact, e-mail and local community meetings. This included:
- All councils disseminated information and the survey to their Parish and Town Councils (around 240).
  - Presentations given to stakeholder forums e.g. Peterborough is/has engaged the Peterborough City Leaders Forum, Parish Council Forum, Peterborough Youth Council, Peterborough Disability Forum and Connect Group (church and faith groups).
  - Huntingdonshire District Council held a briefing with their Huntingdonshire Voluntary Sector Forum on 6 July, and a briefing for Town and Parish Councils on 9 August.



## **5.5 The Methods and Scope of the Consultation Conclusion**

5.5.1 The methods and scope of the consultation sought to comply with the Cabinet Office Statement of Consultation Principles 2016. It was designed to be clear, concise and informative, facilitate scrutiny, take into account stakeholders, and be part of an ongoing engagement process with the public and stakeholders on devolution for Cambridgeshire and Peterborough.

5.5.2 The results of the process conducted were as follows:

- Media coverage across all local newspapers in Cambridgeshire and Peterborough.
- Social Media work with a reach of over 500,000 people.
- Over 3,000 hits on Devolution web pages of the Cambridgeshire and Peterborough Local Authorities and LEP.
- In the last week alone of the survey the phrase Cambridgeshire and Peterborough Devolution had an estimated reach of 71,499 Twitter Accounts and 179,282 Impressions.
- Business engagement through different channels conducted by GCGP.
- Over 100 stakeholder organisations directly contacted about the consultation, including the key public sector agencies in Cambridgeshire and Peterborough and a network of around 240 Parish and Town Councils.
- Over 2,500 responses to the MORI online poll.
- Over 1,500 responses to the online survey.

## **6 Conclusion**

6.1 Cambridgeshire and Peterborough Local Authorities and GCGP will collectively reflect on all the comments included in these responses and continue to communicate with residents and partners on the development and implementation of devolution and wider reforms.

6.2 The feedback from stakeholders, including the business community and public sector agencies, indicates very strong support for the devolution deal and a Mayoral Combined Authority on a Cambridgeshire and Peterborough geography. This provides extensive evidence that important local stakeholders believe that devolving the powers as set out in the Scheme will lead to both an improvement in the exercise of functions in relation to the area of the Combined Authority and more effective and convenient local government.

6.3 Additionally, the extensive engagement and polling activity with local residents also demonstrates a solid level of support for the devolution proposals amongst the local community. The telephone and online polls provides sufficient indicative data that local residents support the direction of travel towards greater devolution of powers for Cambridgeshire and Peterborough and believe it will reflect the identity and interests of their community.

6.4 That is not to say that support for the proposals is unanimous. The consultation does also demonstrate concerns about the proposed changes

which also need to be considered. One clear concern that comes through from some residents and stakeholders is that the new governance arrangements and Mayor will mean an extra layer of government, cost and bureaucracy. In order for the proposals to be successful and command local support it will therefore be important for Cambridgeshire and Peterborough Leaders to ensure the changes can bring about better arrangements which reduce costs and bureaucracy.

## **7. Next Steps.**

- 7.1 Responses to the Cambridgeshire and Peterborough Devolution consultation will continue to inform the development and approach of the Cambridgeshire and Peterborough Combined Authority, as well as the strategies of the constituent members of the Combined Authority. The views expressed will support the work to strengthen transparency and accountability, ensuring that statutory duties are exercised in ways that support the diversity of communities in Cambridgeshire and Peterborough.
- 7.2 The consultation process is only part of an ongoing process of ensuring that local businesses, stakeholders and residents are kept informed and involved. As further moves are made towards devolution in Cambridgeshire and Peterborough the organisations involved will further strengthen our stakeholder engagement, engage with our parish councils and community and voluntary groups and pursue our ongoing communications activity with residents.
- 7.3 In shaping the Cambridgeshire and Peterborough Devolution Agenda and the move towards a Combined Authority, drawing on the support of the different assets within local communities is paramount and decisions need to be taken at the most appropriate spatial level to support growth and reform public services. An initial Community Impact Assessment has been undertaken alongside the Devolution Proposal, Governance Review and Governance Scheme and the results of this consultation will be used to help inform a further Community Impact Assessment on the Devolution Deal, with individual specific projects that result from Devolution having their own detailed assessments.

Appendixes to follow (MORI Poll, Online Poll, Compilation of Responses)

This page is intentionally left blank



**Ipsos MORI**  
Social Research Institute

September 2016

# East Anglia Devolution Research

## Cambridgeshire & Peterborough

**Ipsos MORI**



# Contents

<b>Executive Summary .....</b>	<b>5</b>
<b>Headline Findings .....</b>	<b>6</b>
<b>Introduction .....</b>	<b>1</b>
<b>Background.....</b>	<b>1</b>
<b>Purpose of Report .....</b>	<b>1</b>
<b>Publication of data .....</b>	<b>1</b>
<b>Methodology.....</b>	<b>2</b>
<b>Representative survey.....</b>	<b>2</b>
<b>Sampling approach and Quotas .....</b>	<b>2</b>
<b>Weighting .....</b>	<b>3</b>
<b>Sample profile .....</b>	<b>3</b>
<b>Statistical reliability and margins of error .....</b>	<b>5</b>
<b>Geographical analysis .....</b>	<b>6</b>
<b>Technical Summary .....</b>	<b>7</b>
<b>Key lines of questioning .....</b>	<b>7</b>
<b>Interpreting the findings .....</b>	<b>8</b>
<b>1. Awareness of devolution .....</b>	<b>10</b>
<b>2. Attitudes to devolution .....</b>	<b>12</b>
<b>3. Local vs. national .....</b>	<b>14</b>
<b>4. Directly-elected Mayor .....</b>	<b>17</b>
<b>5. Setting up a Combined Authority .....</b>	<b>19</b>
<b>6. Decision-making .....</b>	<b>22</b>
<b>7. Accountability .....</b>	<b>25</b>
<b>8. Further comments .....</b>	<b>31</b>
<b>Appendix 1: Sample survey questionnaire .....</b>	<b>33</b>
<b>Appendix 2: Random Digit Dialling.....</b>	<b>42</b>
<b>Appendix 3: Coding Process.....</b>	<b>43</b>

# Executive Summary



# Executive Summary

This report summarises the findings of a representative telephone survey conducted by Ipsos MORI on behalf of the five District Councils in Cambridgeshire, Cambridgeshire County Council and Peterborough City Council.

The table below provides a summary overview of key findings from the survey.

**Table 1.1: Summary of responses to key questions**

<i>Responses include Don't knows unless specified</i>	<b>Residents</b>
<i>Number of responses</i>	2280
<b>Devolution</b>	
Awareness % (a great deal/fair amount)	22%
Support % (strongly and tend to)	55%
<b>Decisions are better made locally</b>	
<b>% agree</b> (Excludes Don't knows)	
Strategy for housing and development plans	84%
Deciding how £100m of new funding is spent to support the building of new homes	74%
Allocating £70 million to build more council rented homes in Cambridge	83%
Creating a transport plan for Cambridgeshire and Peterborough	76%
Deciding how the budget is spent for maintaining roads in Cambridgeshire and Peterborough	84%
Deciding how to spend on improving local infrastructure	70%
Reviewing further education to help provide young people with the skills that local employers need	74%
Deciding how funding is spent on apprenticeships and training	79%
Deciding how funding is spent on adult education and skills training	78%
Joining up health and social care services	65%
Designing a new programme to support those with a health condition or disability and long-term unemployed back into work	48%
<b>Mayor/Combined Authority</b>	
<b>% support</b>	
The election of a Mayor	57%
Participating councils becoming part of a Combined Authority	61%

<b>Mayor/Combined Authority decision-making</b>	
<b>% agree</b>	
Each member of the Combined Authority, including the Mayor has a vote	77%
The Mayor cannot make decisions alone	90%
Some decisions would require a majority of members to agree, including the Mayor	71%
<b>Accountability</b>	
<b>% Essential</b>	
An independent scrutiny committee that has the power to ask the Mayor and other members of the Combined Authority to attend meetings to answer questions	36%
A scrutiny committee having the power to review any of the decisions made by the Combined Authority	32%
An audit committee which would monitor the Combined Authority's finances	50%
Residents living in the Combined Authority being able to directly elect the Mayor	48%
A Government assessment every five years	36%

## Headline Findings

One fifth of residents within the Deal area (22%) know a great deal or a fair amount about devolution. It is interesting to note that the degree of knowledge has not moved on significantly in a year. In 2015 Ipsos MORI undertook a National survey<sup>1</sup> which measured public awareness, and recorded 21% in the East of England to the same question. A further 18% of residents have never heard of the concept or state that they 'don't know'.

At a county level, residents in Cambridgeshire are more knowledgeable about devolution than those in Peterborough (24% vs. 15% respectively know a great deal or a fair amount) – overall, three in five (63%) know at least a little on the subject.

More than half of residents in the Deal area (55%) support the principle of devolution (17% 'strongly' support), a further 15% oppose the principle of devolution (7% 'strongly' oppose).

Six in ten residents (61%) support their Council becoming part of a Combined Authority (24% 'strongly' support), and this support is consistent across the county. A further 23% oppose this idea (13% 'strongly' oppose).

Residents were asked whether they felt decisions about a variety of services would be better made nationally by the Government in Westminster or locally by the proposed Mayor and Combined Authority. There is greatest support for local decision-making around road maintenance spending (84%), housing strategy (84%) and house building (83%). The only service where a majority (52%) feel it is better suited to national decision-making is designing a back to work programme to help those with a health condition or disability and the long-term unemployed.

<sup>1</sup> Ipsos MORI surveyed a representative sample of 3,831 adults aged 16+ across England (413 East of England). Surveys were conducted online between 18th September and 29th September 2015.

Whilst it is thought by the majority that almost all decisions should be made locally rather than by Westminster, there are some differing levels of sentiment in the Deal area. For example, there is stronger support in the County of Cambridgeshire than in Peterborough for local decision-making around how to spend an annual £20 million fund to improve local infrastructure such as road and rail improvement (71% in Cambridgeshire believe this should be a local decision rather than by Westminster vs. 63% in Peterborough), these results will therefore provide the Councils with insight into the priorities for residents at a local authority level.

It is interesting to note that whilst women are significantly less likely to strongly support the principle of devolution (14% vs. 20% of men) they are significantly more likely in many cases to think decisions on various services are better made locally. However, we know from our wider polling work that there is generally a paradoxical view among the general public where the majority want both 'more local control' of public services, but also, in the interest of perceived fairness, service standards to be the same across the country.

In total, 57% of residents in the Deal area support the election of a Mayor in order to access decision-making powers and/or funding (23% strongly support). A further 25% oppose the election of a Mayor (14% strongly).

Whilst there is a majority support for an elected Mayor, there is agreement that there needs to be checks and balances in place to ensure fair decision-making, specifically that a Mayor cannot make decisions alone (90%), that each member of the Combined Authority, including the Mayor, has a vote (77%) and that some key decisions such as new powers and running costs would require a majority of members to agree (71%).

Residents were also asked how important certain elements of the proposed plan were in being able to hold the Combined Authority to account. The most 'essential' elements were considered to be an audit committee which would monitor the Combined Authority's finances (50% stated this was essential), followed by residents in the Deal area being able to directly elect the Mayor (48%).

It should be noted that in all cases, it is older respondents who see various elements of accountability as being essential, and providing reassurance around financial accountability and regular Government assessment would go some way towards providing reassurance to this age group, as there is resistance among older residents to new ways of governance. It is the young who are more likely to support their Council becoming part of a Combined Authority (70% 18 – 34 year olds support vs. 56% of those aged 65+).

# Introduction & Methodology

# Introduction

## Background

In his budget speech in March 2016, the then Chancellor George Osborne proposed a devolution deal for East Anglia. Since then, discussions with the Government have led to the proposal of two separate deals, one for Norfolk and Suffolk and one for Cambridgeshire and Peterborough.

These two proposed deals are worth more than £1.5bn and have been drawn up between Central Government and councils across Suffolk, Norfolk, Cambridgeshire and Peterborough, the New Anglia Local Enterprise Partnership (LEP) and the Greater Cambridge/Greater Peterborough LEP.

As part of the proposed deals, two new East Anglia Combined Authorities would be created, chaired by directly-elected Mayors. If the deals are agreed, elections for the directly-elected Mayor would take place in May 2017. If approved, the deals would see more decisions on areas like infrastructure, growth, employment and skills being made locally, rather than by Central Government - signalling the start of a fundamentally different relationship between government and local public services. As part of the deal process, a governance review and preparation for a scheme of governance must be undertaken. This has to be approved by public consultation.

The five district Councils in Cambridgeshire, Peterborough City Council and Cambridgeshire County Council wanted to formally consult local residents on the proposed governance scheme for East Anglia devolution. In order to understand the views of the entire population, Ipsos MORI recommended a representative telephone survey to be undertaken with Cambridgeshire and Peterborough residents. Alongside this, both Cambridgeshire County and Peterborough City councils ran an online consultation between 8<sup>th</sup> July and 23<sup>rd</sup> August. This consultation could be responded to via an open online survey on the Council websites, by email, or by paper survey. This consultation was run and analysed independently by the two Councils.

## Purpose of Report

This report summarises the key findings of the representative telephone survey of residents conducted by Ipsos MORI on behalf of the five District Councils in Cambridgeshire, Cambridgeshire County Council and Peterborough City Council.

The main objective of the research was to understand residents' views on the proposals for devolved powers and how decision-making should be organised.

## Publication of data

The research has been conducted in accordance with the ISO 20252 business quality standard that Ipsos MORI holds. As the Councils have engaged Ipsos MORI to undertake an objective programme of research, it is important to protect the organisations' interests by ensuring that the findings are accurately reflected in any press release or publication. As part of our standard terms and conditions, the publication of the findings of this report is therefore subject to the advance approval of Ipsos MORI. Such approval will only be refused on the grounds of inaccuracy or misrepresentation.

# Methodology

## Representative survey

Ipsos MORI were commissioned to conduct a representative telephone survey; this survey is independent to the Council run online consultation which was open to all members of the public, and was undertaken to enable the Councils to extrapolate the results to the adult populations of Cambridgeshire and Peterborough as a whole; important given the universe of the issues and services under scrutiny. Whilst an open consultation will permit any local resident to give their views, it will not necessarily compromise the responses of a representative sample of local residents; only those who choose to respond to the consultation. As such, it may over or under-represent a particular point of view if those people holding these views are disproportionately likely to respond; similarly, particular sub-groups may be under or over-represented. Running a representative survey permits measurements of residents' overall opinion and ensures the results are reflective of Cambridgeshire County and Peterborough City overall.

The methodology consisted of a 10-minute telephone survey of 2280 residents of Cambridgeshire and Peterborough aged 18+, conducted using Computer Assisted Telephone Interviewing (CATI). Fieldwork took place from 13<sup>th</sup> July to the 22<sup>nd</sup> August.

A copy of the questionnaire is provided in Appendix 1.

## Sampling approach and Quotas

The resident telephone sample frame was stratified by Local Authority using postcode data to cover each local authority area. The sample was designed disproportionately to achieve 380 interviews in each local authority. The sample was carefully controlled with fixed quotas set within the county of Cambridgeshire and Peterborough City on gender, age, and work status, based on updated Census profile information. Random Digit Dialling (RDD) was undertaken to achieve a random selection of households within these contact areas. Further information about Random Digit Dialling can be found in Appendix 2.

**Table 1.2: Disproportionate sample quotas**

County	Local authority area	Number of interviews	Total
Peterborough City Council	Peterborough City Council	380	380
Cambridgeshire County Council	Cambridge City Council	380	1900
	South Cambridgeshire District Council	380	
	Huntingdonshire District Council	380	
	Fenland District Council	380	
	East Cambridgeshire District Council	380	

## Weighting

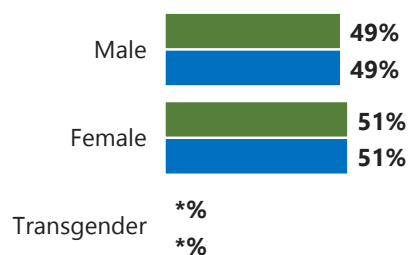
Data are weighted back to the known population profile of the county to ensure that the results are as representative as possible. Data are weighted by age within gender, and working status, as well as being balanced by local authority to reflect the distribution of the population across the county. As with sample quotas, the weighting profile is based on latest census mid-year estimates.

## Sample profile

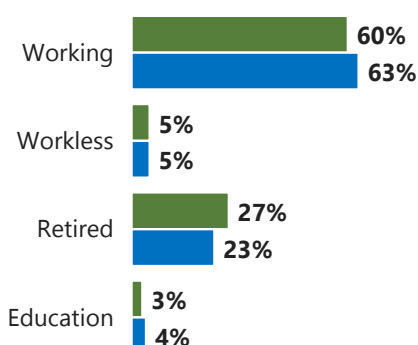
In total 2,280 residents were interviewed. The charts below show the demographic profile of the sample. The sample was designed so sub-group analysis can be undertaken at Local Authority level. Weighting has been used to ensure the sample is representative.

## Demographics (1)

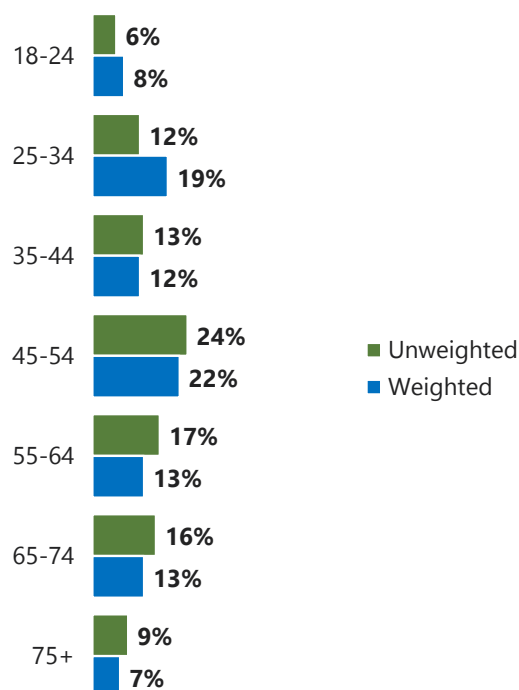
## Gender



## Employment status



## Age

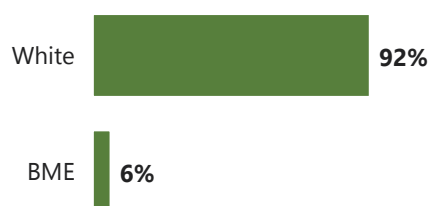
Base: All valid responses (2280) : Fieldwork dates: 13<sup>th</sup> July to 22<sup>nd</sup> August 2016

Ipsos MORI –Public Affairs

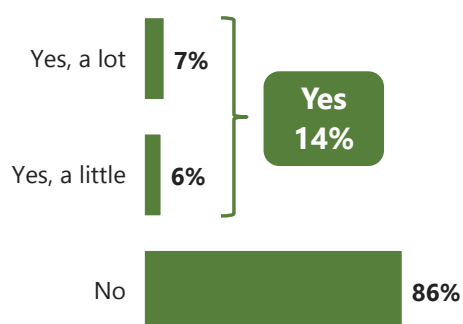
Source: Ipsos MORI

## Demographics (2)

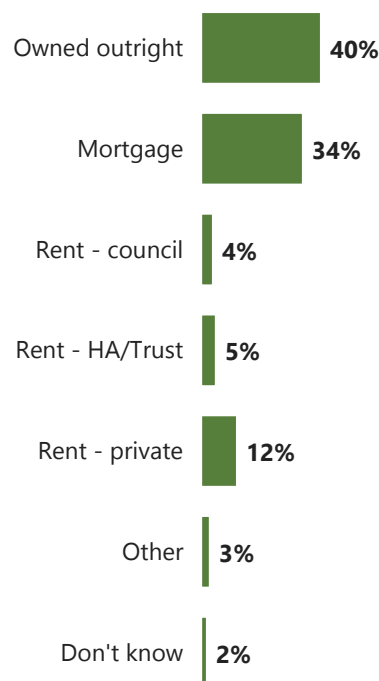
## Ethnicity



## Disability



## Tenure

Base: All valid responses (2280) : Fieldwork dates: 13<sup>th</sup> July to 22<sup>nd</sup> August 2016

Ipsos MORI –Public Affairs

Source: Ipsos MORI



## Statistical reliability and margins of error

The residents and businesses who took part in the survey are only a sample of the total 'population' of residents in Cambridgeshire and Peterborough, so we cannot be certain that the figures obtained are exactly those that would have been reached had everyone responded (the 'true' values). We can, however, predict the variation between the sample results and the 'true' values from knowledge of the size of the samples on which the results to each question is based, and the number of times a particular answer is given. The confidence with which we can make this prediction is usually chosen to be 95% - that is, the chances are 95 in 100 that the 'true' value will fall within a specified range. The following illustrates the predicted ranges for different sample sizes and percentage results at the '95% confidence interval':

The following table illustrates the predicted ranges for different sample sizes and percentage results at the "95% confidence interval". Strictly speaking, however, the tolerances shown here apply only to random samples, so the comparison with quota sampling is indicative. In practice, good quality quota sampling has been found to be very accurate.

**Table 1.3: – Sampling tolerances – overall level**

Size of sample on which survey result is based	Approximate sampling tolerances applicable to percentages at or near these levels		
	10% or 90%	30% or 70%	50%
	±	±	±
380 responses	3.0	4.6	5.0
1,900 responses	1.3	2.1	2.2
2,280 responses	1.2	1.9	2.1

For example, with a sample size of 380 where 10% give a particular answer, the chances are, 19 in 20 that the 'true' value (i.e. the one which would have been obtained if all residents aged 18+ living in the Deal area had been interviewed) will fall within the range of +/-3.0 percentage points from the survey result (i.e. between 7 and 13%).

When results are compared between separate groups within a sample (e.g. Peterborough versus Cambridgeshire) different results may be obtained. The difference may be 'real', or it may occur by chance (because not everyone in the population has been interviewed). To test if the difference is a real one - i.e. if it is 'statistically significant' - we again have to know the size of the samples, the percentage giving a certain answer and the degree of confidence chosen. If we once again assume a '95% confidence interval', the differences between the results of two separate groups must be greater than the values given in the following table:

**Table 1.4: Sampling tolerances – sub-group level**

Size of sample on which survey result is based	Differences required for significance at or near these percentage levels		
	10% or 90% $\pm$	30% or 70% $\pm$	50% $\pm$
380 vs. 380	4.3	6.5	7.1
380 vs. 1900	3.3	5.1	5.5

Again, it is important to note that, strictly speaking, the above confidence interval calculations relate only to samples that have been selected using strict probability sampling methods. However, in practice it is reasonable to assume that these calculations provide a good indication of the confidence intervals relating to this survey.

## Geographical analysis

Throughout the report, the results are analysed at three tiers:

- Tier 1: The Deal Area (Cambridgeshire County and Peterborough City combined)
- Tier 2: Individual level (Cambridgeshire County and Peterborough City)
- Tier 3: Local authority level

# Technical Summary

## Key lines of questioning

The representative telephone survey was designed to ask questions about the proposed devolution deal. A mix of both closed and open questions were included, which sought specific responses about the proposed Combined Authority Governance Review and Scheme documents. Key lines of questioning aimed to:

- Measure awareness of devolution as a principle;
- Understand to what extent, if at all, residents support or oppose the principle of devolution;
- Understand to what extent, if at all, residents support or oppose the principle of decision-making powers being transferred from the Government in Westminster to groups of local councils, such as is being proposed with the new Combined Authority;
- Understand to what extent, if at all, residents support or oppose the election of a Mayor in order to access the decision-making powers and funding in the proposed devolution deal;
- Understand to what extent, if at all, residents support or oppose their local council becoming part of this Combined Authority;
- Test opinions about how decision-making between a directly-elected Mayor and the Combined Authority should be made;
- Test opinions about how the new Combined Authority should be held to account and give residents and stakeholders the opportunity to propose ways in which it should be held to account;
- Give residents and stakeholders the opportunity to provide any further thoughts on the proposals included in the devolution agreement.

The survey also gathered a range of information from residents including:

- Name (this was optional);
- Postcode (optional);
- Which local authority the participant was based in;
- Gender;
- Age;
- Whether the participant has a long term health problem;
- Employment status;

- Type of accommodation; and
- Ethnic group.

These details were used as cross tabulations for analysis purposes.

## Interpreting the findings

The sample survey has been designed to provide a representative picture of the views of Cambridgeshire and Peterborough residents aged 18 and over. Thus, results are presented as percentages. Unless otherwise indicated, results from the sample survey are based on all 2280 respondents. Please treat answers with a base size of less than 100 with caution.

Where figures do not add up to 100%, this is the result of computer rounding or multiple responses. An asterisk (\*) indicates a score less than 0.5%, but greater than zero.

The responses to the open-ended questions were coded and added to the data tables. For further information about coding please see Appendix 3.

Results are subject to statistical tolerances. Not all differences between the overall County level results and those for individual sub-groups will be significant.

# Survey Findings

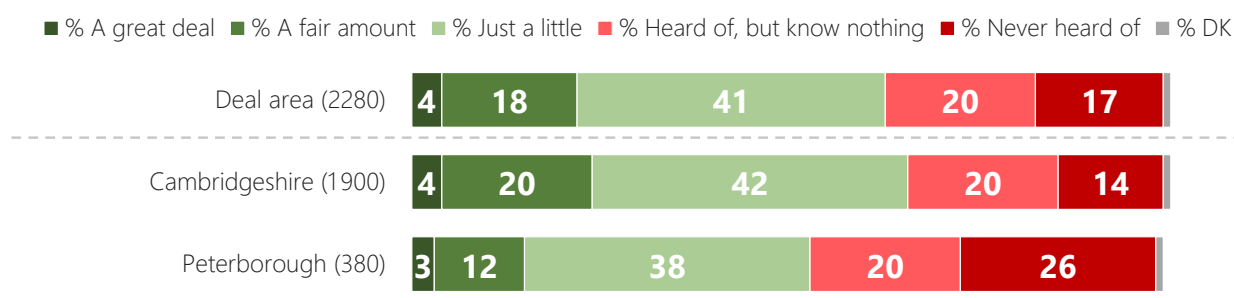
# 1. Awareness of devolution

Firstly, the survey sought to understand whether residents had heard of devolution before the interviews took place – and if so, how much they felt they knew about the principles underpinning it.

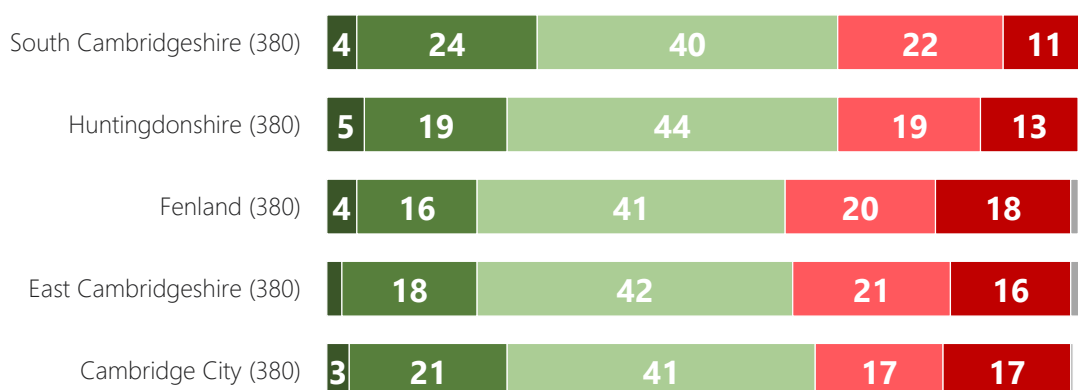
Overall, four in five residents (82%) have heard of devolution, and three in five (63%) say they know something about it. This falls to around one in five (22%) who say they know at least a fair amount about devolution within England – and just 4% who say they know a great deal.

One in five residents (20%) have heard of devolution but know nothing about it, and around one in six (17%) say they have never heard of it.

## Q1. Before today, how much, if anything, would you say you knew about devolution within England?



### Cambridgeshire



Base: All valid responses (see above) : Fieldwork dates: 13<sup>th</sup> July to 22<sup>nd</sup> August 2016  
Ipsos MORI –Public Affairs

Source: Ipsos MORI

At county level, residents in Cambridgeshire are significantly more likely than those in Peterborough to say they know at least a fair amount about devolution (24% vs. 15%). Within Cambridgeshire, residents in South Cambridgeshire are more likely than average to say they know a great deal or a fair amount (28% vs. 22% overall).

There are a number of significant differences by demographic sub-groups. Men are more likely than women to say they know at least a fair amount about devolution (29% vs. 15%) – a pattern that is often the case across social research studies. Those aged 45-64 are more likely than average to say they know at least a fair amount about devolution (28% vs. 15% of those aged 18-44), as are owner occupiers (25% vs. 12% of social tenants and 12% of private renters).

Perhaps intuitively, those who either support *or* oppose devolution are both more likely than average to say they know a great deal or a fair amount about it (24% and 35% respectively vs. 22% overall).

## 2. Attitudes to devolution

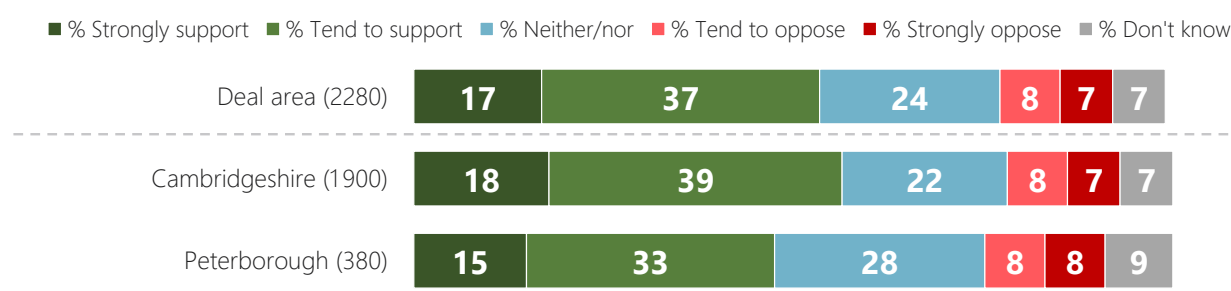
Survey participants were provided with the information below outlining the basic ideas behind devolution:

*"Devolution is when certain decision-making powers, as well as funding, are transferred down from Central Government to a local area. In this instance the area is Cambridgeshire and Peterborough. It means that decisions are taken close to where they have an effect."*


Residents were then asked about the extent to which they support or oppose the principle of devolution.

Overall, over half (55%) say they support the principle of devolution, with 17% saying they *strongly* support it. Around one in seven (15%) oppose the principle of devolution, with 7% saying they *strongly* oppose it. Around a quarter say they neither support nor oppose devolution (24%), with 7% saying they 'don't know'.

### Q2. To what extent, if at all, do you support or oppose the principle of devolution?



### Cambridgeshire



Base: All valid responses (see above) : Fieldwork dates: 13<sup>th</sup> July to 22<sup>nd</sup> August 2016  
Ipsos MORI –Public Affairs

Source: Ipsos MORI

Residents in Cambridgeshire are significantly more likely to be supportive of devolution than those in Peterborough (56% vs. 48%). Despite this, *opposition* is not significantly higher in Peterborough than Cambridgeshire – rather, it is the proportion who 'Neither agree nor disagree' that is higher in Peterborough (28% vs. 22% in Cambridgeshire). Within Cambridgeshire, findings are broadly consistent at district level.



Looking at the results by demographic groups, men are more likely than women to *strongly* support the principle of devolution (20% vs. 14%). By age, the proportion who either strongly support or tend to support devolution is higher than average amongst the middling age groups (58% of those aged 45-64 vs. 55% overall). But despite this, *opposition* to devolution appears to increase with age – 10% of those aged 18-44 either tend to oppose or strongly oppose devolution, compared to 16% of those aged 45-64, and 18% of those aged 65+.

Workless residents – that is, those who are unemployed and available for work, or those who are permanently sick or disabled – are less likely than average to be supportive of devolution (43% vs. 55% overall), as are social tenants (40% vs. 56% of owner occupiers and 61% of private renters). Levels of *opposition* are higher than average amongst those with a disability or long-term health condition (19% vs. 15% overall).

Intuitively, those with at least a fair amount of knowledge about devolution are also more opinionated on the topic – 60% say they support devolution (vs. 55% overall), while 23% oppose it (vs. 15% overall). Of those who know just a little about devolution – the largest group in the survey – almost three in five (57%) support devolution, while 14% oppose it.

Those who are supportive of the election of the Mayor and of their Council joining a Combined Authority are both more likely to support devolution, while those who oppose these proposals are more likely to oppose devolution more generally.

### 3. Local vs. national

Residents were asked whether they felt decisions about a variety of services would be better made nationally by the government in Westminster, or locally by the proposed Mayor and Combined Authority. To ensure participants gave an informed answer to these questions, they were first provided with the following information about the proposals to establish a Combined Authority in Cambridgeshire and Peterborough:

*"In Cambridgeshire and Peterborough the proposed devolution agreement includes the creation of a Combined Authority.*

*This would consist of the five Councils in Cambridgeshire, as well as Cambridgeshire County Council, Peterborough City Council and the Local Enterprise Partnership, which represents the view of local businesses.*

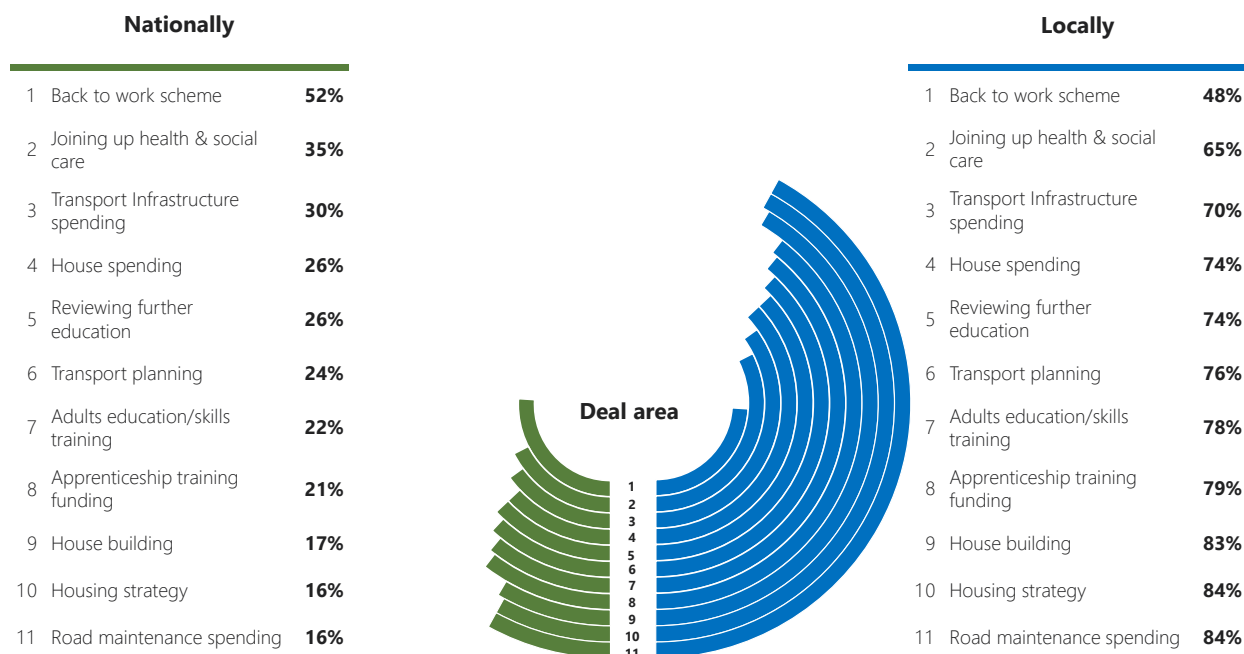
*The new Combined Authority would not replace any existing Councils, or any existing Town or Parish Councils.*

*The proposed agreement would also create the role of a Mayor, who would be directly elected by residents in Cambridgeshire and Peterborough"*

For ten out of the eleven services included in the question, a majority of those giving an opinion (i.e. excluding 'Don't know' responses) think that decisions are better made locally than nationally. Residents are most likely to think decisions should be made locally with regard to spending on road maintenance (84% think that decisions are better made locally), developing a new housing and development strategy (84%), and allocating a £70 million fund to build more Council rented homes in Cambridge (83%).

The only service where a majority feel it is better suited to national decision-making is designing a back to work programme to help those with a health condition or disability and the long-term unemployed (52% think decisions are better made nationally). After this, the services thought to be best-suited to national decision-making are joining up health and social care services (35% think decisions are better made nationally) and deciding how to spend an annual £20 million fund to improve local infrastructure (30%) – however, it should be noted that for both of these services, a majority of those giving an opinion still prefer local decision-making.

**Q3. For each of the following, do you think decisions are better made nationally by the government in Westminster, or locally by the proposed Mayor and Combined Authority I have just described?**



Base: All valid responses (excluding DK's) (ranging from 2173 to 2227) : Fieldwork dates: 13<sup>th</sup> July to 22<sup>nd</sup> August 2016  
Ipsos MORI –Public Affairs

Source: Ipsos MORI

Findings tend to be fairly consistent at county level, with one exception: Cambridgeshire residents are more likely than average to think decisions are better made *locally* when it comes to spending a £20 million infrastructure fund (71% vs. 63% of Peterborough residents).

At district level, there are a number of significant differences:

- Those in South Cambridgeshire tend to prefer *local* decision-making with regard to developing a housing strategy (89% vs. 84% overall), and deciding how funds are spent on support to build new homes (79% vs. 74% overall), road maintenance (88% vs. 84% overall) and apprenticeships and training (83% vs. 79% overall);
- Those in Fenland are more likely to think decisions are better made *locally* with regard to reviewing further education (80% vs. 74% overall), joining up health and social care services (72% vs. 65% overall), and designing a back to work programme for those with disabilities and the long-term unemployed (54% vs. 48% overall); and
- Those in East Cambridgeshire are more likely to prefer *national* decision-making with regard to developing a housing strategy (21% vs. 16% overall) and creating a transport plan (29% vs. 24% overall), while those in Cambridge City favour *national* decision-making when reviewing further education (34% vs. 26% overall).

There is a clear gender dimension at this question: for six of the eleven services mentioned, women are significantly more likely than men to think decisions are better made locally – this is despite the fact that men are more likely to say they strongly support the principle of devolution, and that women are more likely to say that they 'don't know'. It should be

noted that this question offered no 'neutral' or 'mid-point' option, so it is interesting to observe which side of the debate women tend to come down on when presented with the dichotomy between local and national decision-making.

Other notable sub-group differences include the findings that:

- Those aged 65+ are more likely than average to think decisions should be taken *locally* with regard to joining up health and social care services (74% vs. 65% overall), designing a new programme to help those with disabilities and the long-term unemployed back to work (57% vs. 48% overall) and deciding how funding is spent on apprenticeships and training (83% vs. 79% overall).
- Social tenants (61%) and those with a disability or long-term health condition (55%) are both more likely than average to prefer *local* decision-making when it comes to designing a back to work programme for those with a health condition or disability and the long-term unemployed (vs. 48% overall).
- Owner occupiers are more likely to think decisions should be taken *locally* with regard to spending on road maintenance (85% vs. 84% overall).

## 4. Directly-elected Mayor

Participants were asked about the extent to which they support or oppose the election of a Mayor in order to access the decision-making powers and funding that have been outlined in the proposed devolution deal.


Again, to ensure an informed answer could be given, participants were provided with the following information:

*"The Government has said that a Mayor for Peterborough and Cambridgeshire would need to be elected for any new local decision-making powers and/or funding as part of this devolution agreement to be transferred from the Government to the Mayor and/or Combined Authority. The Mayor would work with existing elected members from the District, County and City Councils and a business representative appointed by the Local Enterprise Partnership."*


Almost three in five residents (57%) support the election of a Mayor in order to access the decision-making powers and funding – however, more say they *tend to support* (35%) than *strongly support* this proposal (23%). A quarter (25%) say they oppose the election of a Mayor, with 14% saying they strongly oppose. The remainder say they neither agree nor disagree (14%) or that they 'don't know' (3%).

### Q4. To what extent, if at all, do you support or oppose the election of a mayor in order to access the decision making powers and funding in the proposed devolution deal?

■ % Strongly support ■ % Tend to support ■ % Neither/nor ■ % Tend to oppose ■ % Strongly oppose ■ % Don't know



#### Cambridgeshire



Base: All valid responses (see above) : Fieldwork dates: 13<sup>th</sup> July to 22<sup>nd</sup> August 2016  
Ipsos MORI –Public Affairs

Source: Ipsos MORI

Opinion is relatively consistent at a county level between Cambridgeshire and Peterborough, and at district level within Cambridgeshire.

At sub-group level, those aged 18-44 are more likely to be supportive of the proposal to directly elect the Mayor (65% vs. 55% of those aged 45-64, and 52% of those aged 65+). Notably, those in the youngest age group are particularly positive in this regard – 71% of those aged 18-24 support the election of a Mayor vs. 57% overall.

Reflecting the age profiles of each tenure type, support is also higher amongst private renters than owner occupiers (71% vs. 55%). BME residents are more likely to support the election of a Mayor (71% vs. 57% overall) – although again, this reflects the younger age profile of this group. Men are more likely than women to *strongly* support the election of a Mayor (25% vs. 21%).

Looking at residents' perceived knowledge of devolution, support falls and opposition increases the more that residents say they know about devolution in general – for example, two in five (41%) of those who say they know a great deal about devolution say they oppose the election of a Mayor, compared with just under one in five (18%) of those who have heard of devolution, but know nothing about it.

Those who oppose devolution in principle and those who oppose their Council becoming part of a Combined Authority are both more likely to oppose the election of a Mayor (70% and 78% respectively vs. 25% overall).

## 5. Setting up a Combined Authority


Residents were then asked whether they would support or oppose their local Council becoming part of a Combined Authority, and were given the following background information by way of context:

*"In Cambridgeshire and Peterborough, the Combined Authority would be made up of the directly-elected Mayor, a Councillor from each District, County and City Councils, and an appointed business representative."*


Overall, three in five residents (61%) support their Council becoming part of a Combined Authority. Around a quarter oppose (23%) the idea, while the remainder either say they are neutral (13%) or that they 'don't know' (3%).

**Q5. To what extent, if at all, do you support or oppose your local council becoming part of a Combined Authority along with other councils in Cambridge and Peterborough, which is chaired by a directly elected Mayor?**

■ % Strongly support ■ % Tend to support ■ % Neither/nor ■ % Tend to oppose ■ % Strongly oppose ■ % Don't know



### Cambridgeshire



Base: All valid responses (see above) : Fieldwork dates: 13<sup>th</sup> July to 22<sup>nd</sup> August 2016  
Ipsos MORI –Public Affairs

Source: Ipsos MORI

Findings are consistent at county level, and are broadly similar at district level within Cambridgeshire – although those in Fenland are more likely to say they *strongly* support their Council becoming part of a Combined Authority (29% vs. 24% overall).

Men are more likely than women to oppose joining a Combined Authority (25% vs. 21%), and – as seen with attitudes to the election of a Mayor – opposition also increases with age. For example, 30% of those aged 65+ oppose their local Council joining a Combined Authority compared with 15% of those aged 18-44. Again, it is the youngest age groups who are particularly positive about the idea – seven in ten (70%) of those aged 18-34 support a Combined Authority (vs. 61% overall).

Again, other groups more likely to oppose a Combined Authority include those who tend to have an older profile – owner occupiers (25%), those with a disability (28%) and retired residents (32% vs. 23% overall).

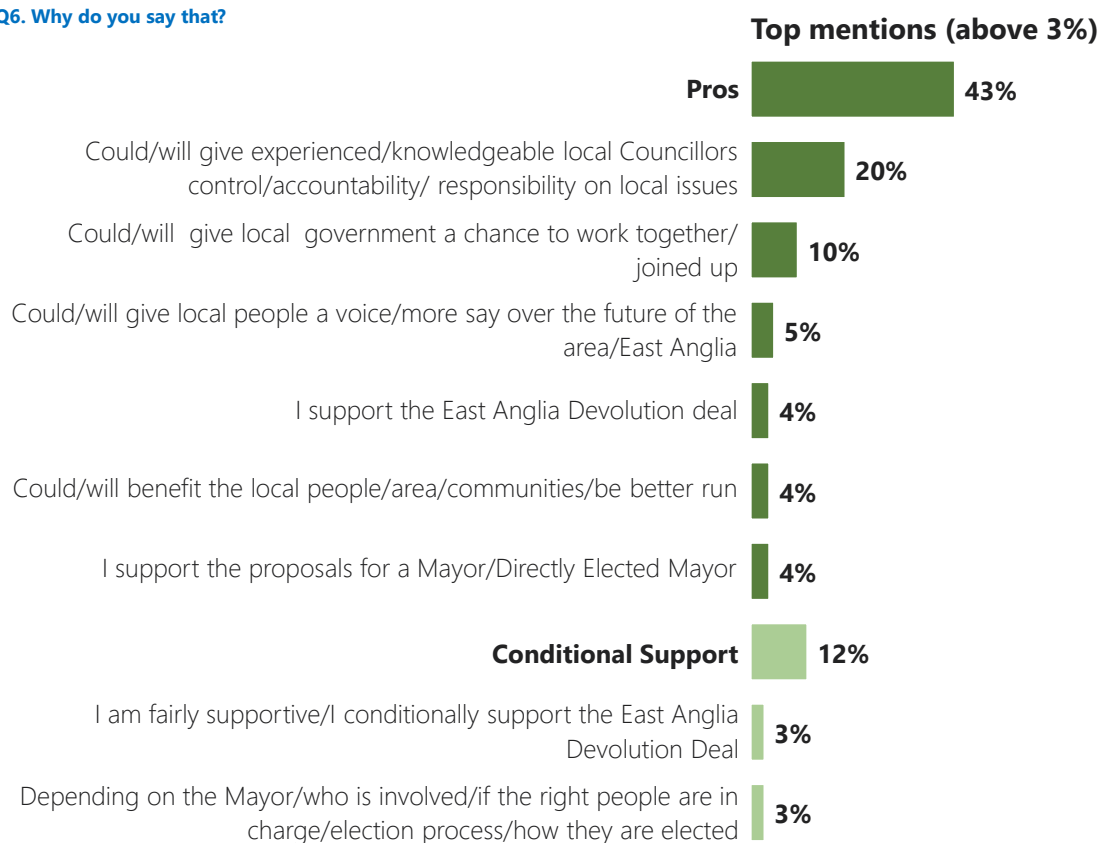
Mirroring views on the election of a Mayor, support falls and opposition increases with self-assessed knowledge of devolution in general – for example, two in five (40%) of those who say they know a great deal about devolution oppose a Combined Authority, compared to 17% of those who have heard of it, but know nothing about it, and 16% of those who have never heard of it.

As may be expected, those who oppose devolution in general and those who oppose the election of a Mayor are significantly more likely to oppose a Combined Authority (70% and 72% respectively vs. 23% overall).

Further to this question, participants were asked to explain the reasoning behind their answer – the answers were coded and the most common themes are outlined in the charts below.

Positive mentions included giving experienced Councillors more control (20%), giving local government a chance to work together (10%) and giving local people more of a say on local issues (5%). Negative comments touched on opposition to the election of a Mayor (7%), creating additional layers of bureaucracy (7%) and different areas having different needs (5%).

#### Q6. Why do you say that?



Base: All valid responses (2280) : Fieldwork dates: 13<sup>th</sup> July to 22<sup>nd</sup> August 2016

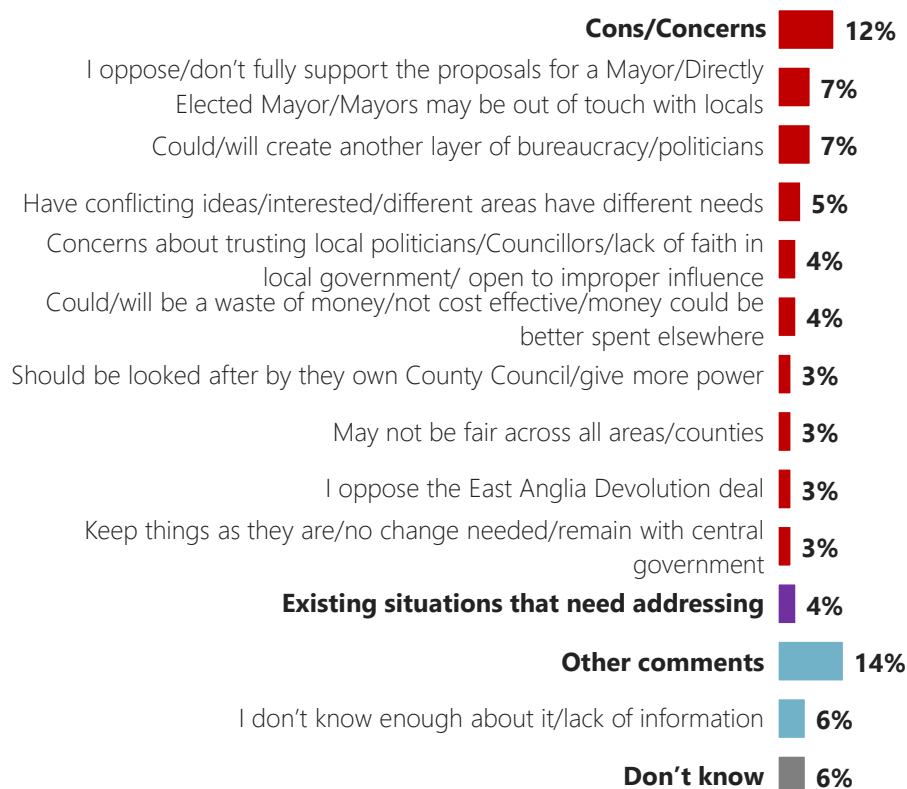
Ipsos MORI –Public Affairs

Source: Ipsos MORI



## Q6. Why do you say that?

## Top mentions (above 3%)

Base: All valid responses (2280) : Fieldwork dates: 13<sup>th</sup> July to 22<sup>nd</sup> August 2016

Ipsos MORI –Public Affairs

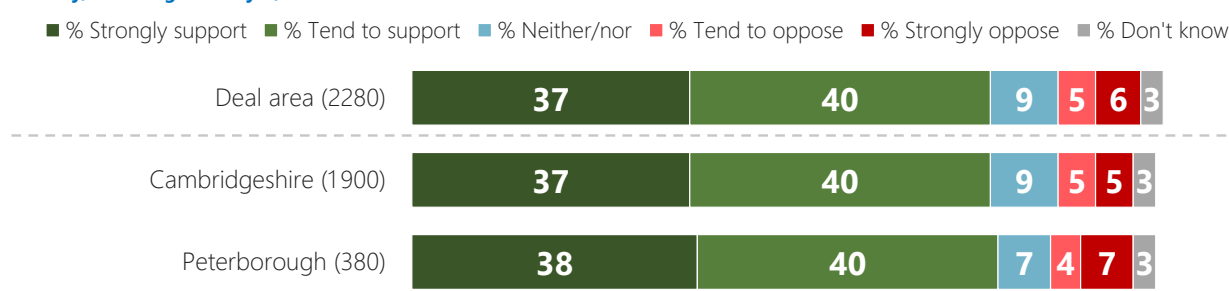
Source: Ipsos MORI

## 6. Decision-making

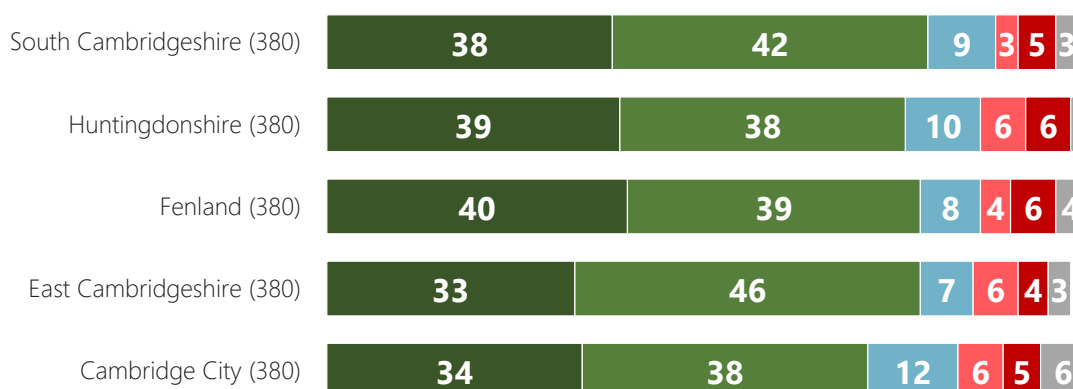
The survey included statements about three aspects of how decisions would be made by the Combined Authority and the directly-elected Mayor. Participants were asked about the extent to which they agree or disagree with each.

Three quarters (77%) of residents agree with the proposal that “each member of the Combined Authority, including the Mayor, has a vote” – with the proportion saying they strongly agree (37%) or tend to agree (40%) being relatively even. One in ten (10%) disagree, with 6% saying they strongly disagree.

### Q7a. To what extent, if at all, do you agree or disagree with each aspect of how decisions would be made? Each member of the Combined Authority, including the Mayor, has a vote



#### Cambridgeshire



Base: All valid responses (see above) : Fieldwork dates: 13<sup>th</sup> July to 22<sup>nd</sup> August 2016  
Ipsos MORI –Public Affairs

Source: Ipsos MORI

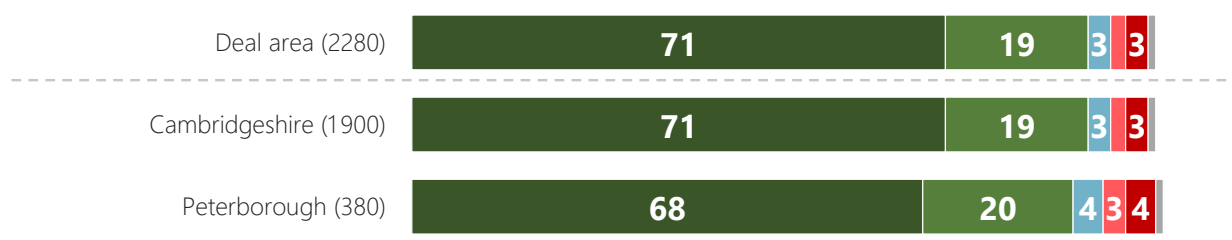
Findings are consistent at county level, and at district level within Cambridgeshire.

As with other areas of the survey, opposition to the statement increases with age, and also with residents' knowledge of devolution in general. Furthermore, those who are supportive of the proposals in other areas of the survey are more likely to agree with the statement – for example, 90% of those who support their Council becoming part of a Combined Authority, compared to 77% overall.


Nine in ten (90%) residents agree with the proposal that “the directly-elected Mayor cannot make decisions alone and will require the support of a certain number of members of the Combined Authority to progress their proposals”. 6% disagree with this aspect of decision-making.

**Q7b. To what extent, if at all, do you agree or disagree with each aspect of how decisions would be made? The directly elected mayor cannot make decisions alone and will require the support of a certain number of members of the Combined Authority to progress their proposals**

■ % Strongly support ■ % Tend to support ■ % Neither/nor ■ % Tend to oppose ■ % Strongly oppose ■ % Don't know



**Cambridgeshire**



Base: All valid responses (see above) : Fieldwork dates: 13<sup>th</sup> July to 22<sup>nd</sup> August 2016  
Ipsos MORI –Public Affairs

Source: Ipsos MORI

At county level, those in Cambridgeshire are more likely than those in Peterborough to agree with the statement (91% vs. 88%). Within Cambridgeshire, district level findings are consistent.

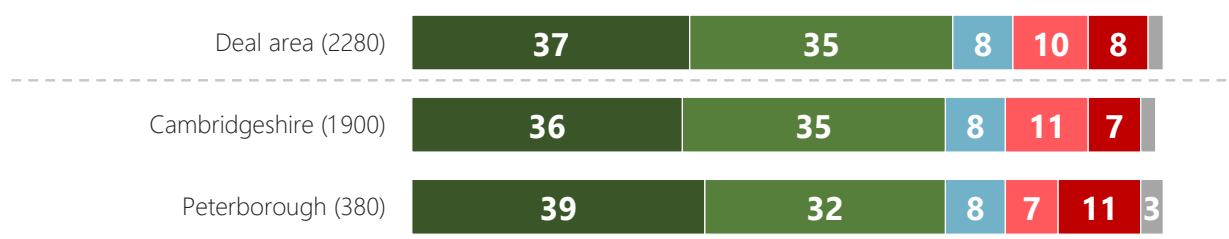
Those aged 45-64 are more likely than average to agree with this statement (92% vs. 90% overall), while those aged 65+ are more likely to disagree (11% vs. 6% overall). As with other areas of the survey, opposition increases with self-assessed knowledge of devolution.

The third aspect covered in this section was the principle of majority decision-making – “some decisions, such as the Combined Authority asking the Government for new powers and how much the authority would cost to run, would require a majority of members to agree”.

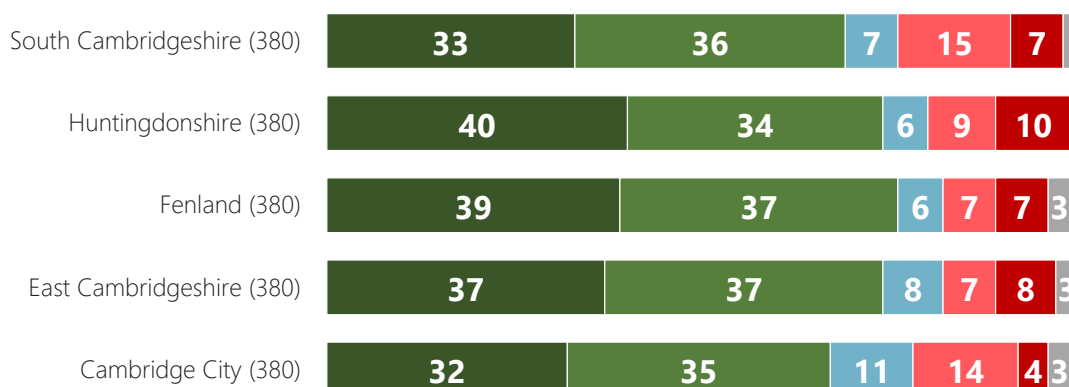
Overall, seven in ten residents (71%) agree with the statement, while 18% disagree. One in ten are either neutral (8%) or say that they ‘don’t know’ (2%).

**Q7c. To what extent, if at all, do you agree or disagree with each aspect of how decisions would be made? Some decisions, such as the Combined Authority asking the Government for new powers and how much the authority would cost to run, would require a majority of members to agree. That majority must include the Directly Elected Mayor**

■ % Strongly support ■ % Tend to support ■ % Neither/nor ■ % Tend to oppose ■ % Strongly oppose ■ % Don't know



#### Cambridgeshire



Base: All valid responses (see above) : Fieldwork dates: 13<sup>th</sup> July to 22<sup>nd</sup> August 2016  
Ipsos MORI –Public Affairs

Source: Ipsos MORI

Opinion on this statement is broadly similar at county level, although those in Peterborough are more likely than average to *strongly* disagree (11% vs. 7% in Cambridgeshire).

Within Cambridgeshire, those in Fenland are more likely to agree with the statement (76% vs. 71% overall), while those in South Cambridgeshire are more likely to disagree (22% vs. 18% overall).

The attitudinal differences echo those seen in other areas of the survey with regard to residents' attitudes towards devolution in general, the election of a Mayor and the creation of a Combined Authority.

## 7. Accountability

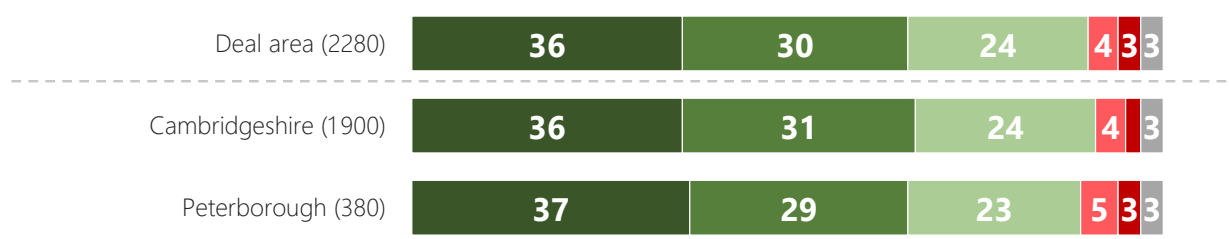
The Councils of Cambridgeshire and Peterborough wanted to understand residents' views about how the new Combined Authority should be held to account. Participants were given a list of statements outlining ways in which this may be done and were then asked to rate the level of importance of each aspect of accountability.

The first statement residents were asked concerned the creation of "an independent scrutiny committee that has the power to ask the Mayor and other members of the Combined Authority to attend a meeting to answer questions".

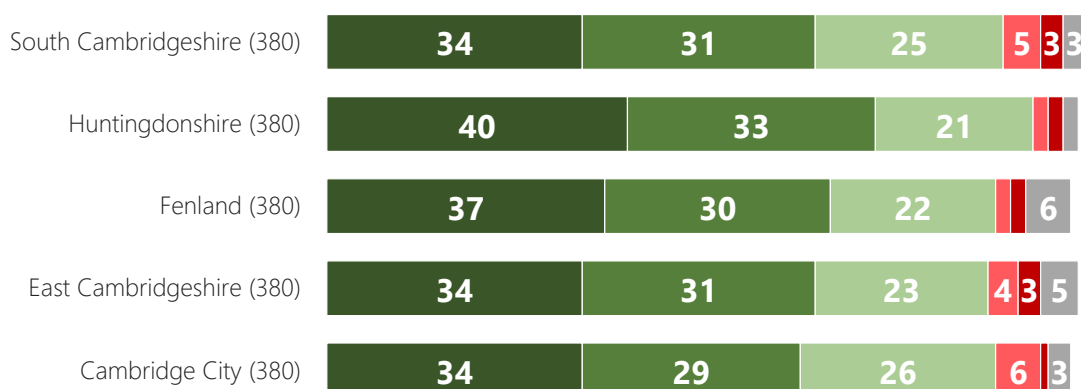
Overall, 36% see this element of accountability as 'essential' – 30% think it is 'very important' and 24% think it is 'fairly important'. Less than one in ten (7%) think the creation of a scrutiny committee is not important – either 'not very' (4%) or 'not at all' (3%).

**Q8a. How important, if at all, is each of these in holding the Combined Authority to account? An independent scrutiny committee that has the power to ask the Mayor and other members of the Combined Authority to attend a meeting to answer questions. This would be made up of councillors from participating councils who are not members of the Combined Authority itself**

■ % Essential ■ % Very important ■ % Fairly important ■ % Not very important ■ % Not at all important ■ % DK



### Cambridgeshire



Base: All valid responses (see above) : Fieldwork dates: 13<sup>th</sup> July to 22<sup>nd</sup> August 2016  
Ipsos MORI –Public Affairs

Source: Ipsos MORI


Findings are relatively consistent at county and district level. In terms of age differences, those aged 45+ are more likely to see this form of accountability as 'essential' (41% vs. 30% of those aged 18-44).

Again, on the theme of scrutiny committees, residents were also asked whether the committee should have “the power to review any of the decisions made by the Combined Authority”.


Three in ten residents (32%) view this as ‘essential’, with a similar proportion (31%) viewing it as ‘very important’ and a quarter (25%) seeing it as ‘fairly important’. Less than one in ten (8%) see this proposal as unimportant.

**Q8b. How important, if at all, is each of these in holding the Combined Authority to account? This scrutiny committee having the power to review any of the decisions made by the Combined Authority**

■ % Essential ■ % Very important ■ % Fairly important ■ % Not very important ■ % Not at all important ■ % DK



**Cambridgeshire**



Base: All valid responses (see above) : Fieldwork dates: 13<sup>th</sup> July to 22<sup>nd</sup> August 2016  
Ipsos MORI –Public Affairs

Source: Ipsos MORI

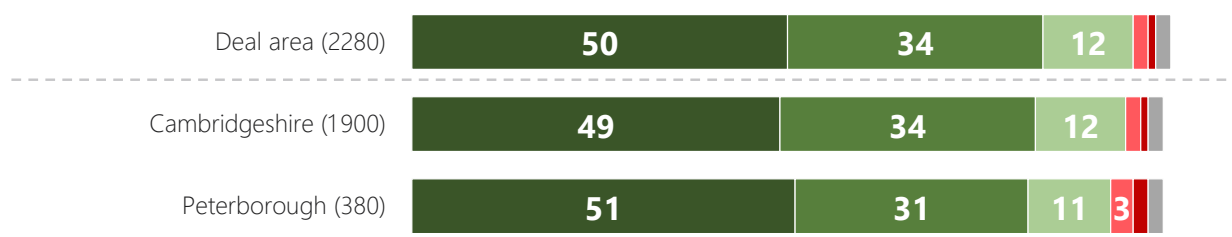
Residents in Peterborough are more likely than those in Cambridgeshire to view this measure as ‘essential’ (38% vs. 31%) – however, findings are broadly consistent at district level within Cambridgeshire.

Those aged 45-64 are more likely to see this is an ‘essential’ measure of accountability (38% vs. 26% of those aged 18-44).

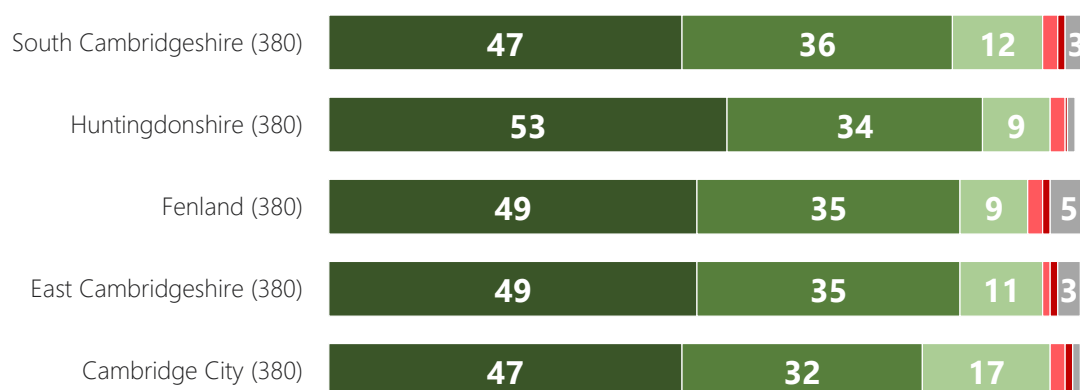
Residents were then asked for their views on the importance of “an audit committee which would monitor the Combined Authority’s finances”. Half of residents (50%) see this as ‘essential’ – considerably higher than the equivalent figure with regard to the creation of a scrutiny committee. Around a third (34%) see the establishment of an audit committee as ‘very important’, while 12% see it as fairly important. Just 3% think an audit committee is not important.

**Q8c. How important, if at all, is each of these in holding the Combined Authority to account? An audit committee which would monitor the Combined Authority’s finances**

■ % Essential ■ % Very important ■ % Fairly important ■ % Not very important ■ % Not at all important ■ % DK



**Cambridgeshire**



Base: All valid responses (see above) : Fieldwork dates: 13<sup>th</sup> July to 22<sup>nd</sup> August 2016  
Ipsos MORI –Public Affairs

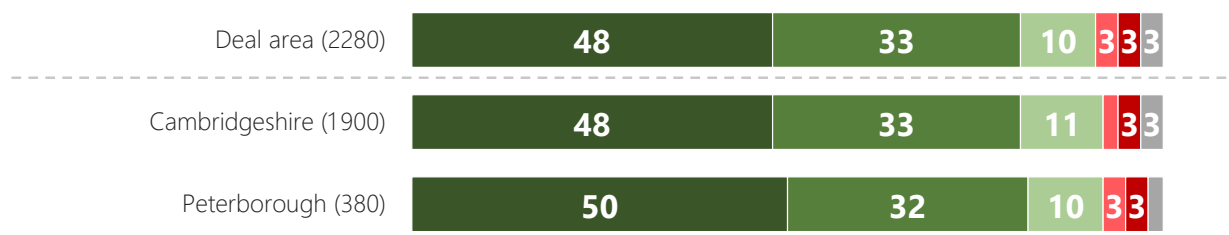
Source: Ipsos MORI

There are no significant differences at either county or district level in terms of the proportion viewing this measure as ‘essential’. As with other accountability measures, those aged 45+ are more likely to think this is an ‘essential’ measure (54% vs. 43% of those aged 18-44).

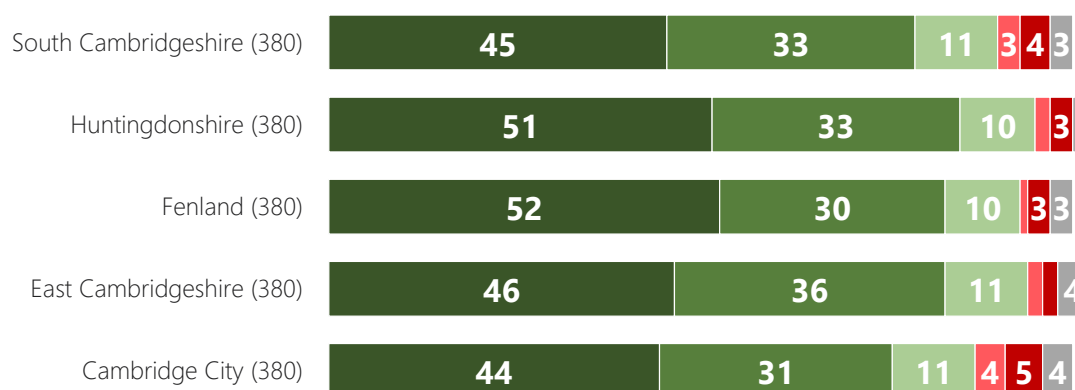
Looking at more direct forms of accountability, residents were also asked about the importance of “residents living in the Combined Authority area being able to directly elect the Mayor”. Just under half (48%) see this as ‘essential’, with a third (33%) seeing it as ‘very important’ and one in ten (10%) seeing it as ‘fairly important’. As with other aspects of accountability covered in the survey, less than one in ten (6%) see the ability to directly elect the Mayor as unimportant.

**Q8d. How important, if at all, is each of these in holding the Combined Authority to account? Residents living in Cambridgeshire/ Peterborough being able to directly elect the Mayor**

■ % Essential ■ % Very important ■ % Fairly important ■ % Not very important ■ % Not at all important ■ % DK



**Cambridgeshire**



Base: All valid responses (see above) : Fieldwork dates: 13<sup>th</sup> July to 22<sup>nd</sup> August 2016  
Ipsos MORI –Public Affairs

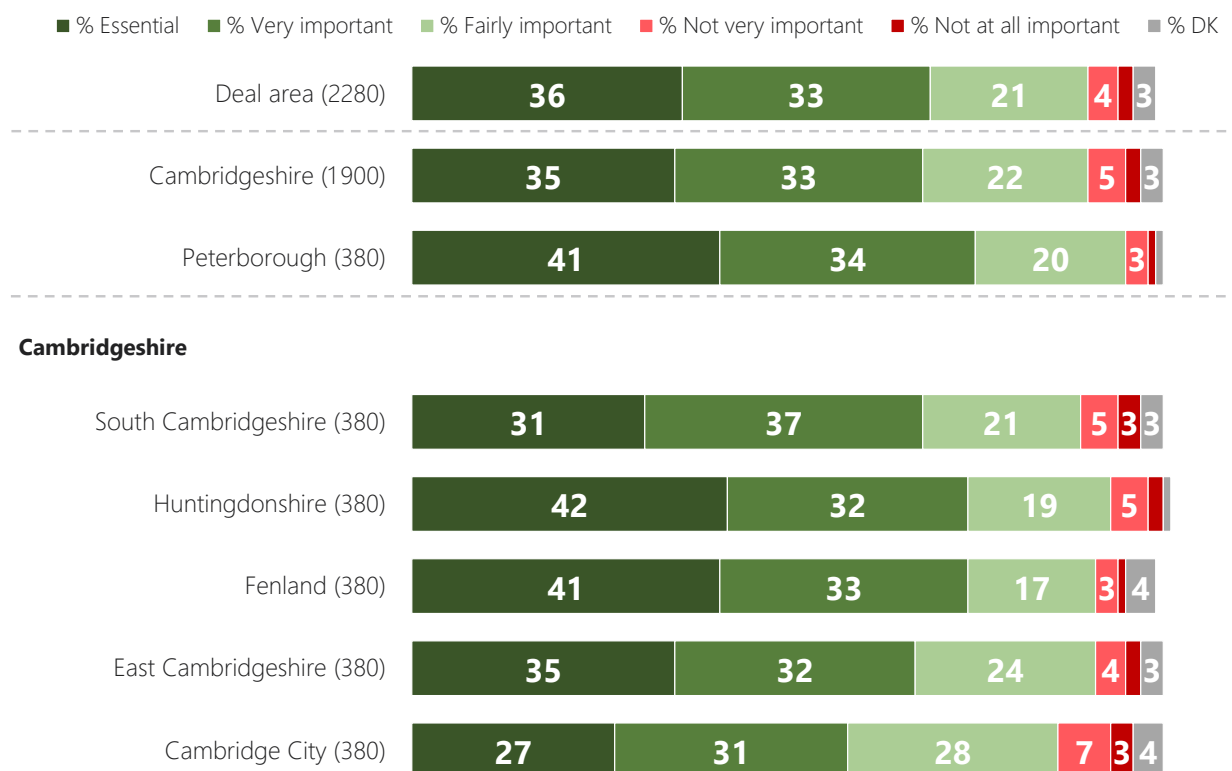
Source: Ipsos MORI

There are no significant differences by county or district in terms of the proportion viewing this measure as ‘essential’.



The final aspect of accountability covered in the survey was the idea of a “government assessment every five years”. 36% of residents see proposal as ‘essential’, with a third (33%) seeing it as ‘very important’ and one in five (21%) seeing it as ‘fairly important’. Again, less than one in ten (6%) view this aspect of accountability as unimportant.

**Q8e. How important, if at all, is each of these in holding the Combined Authority to account? A Government assessment every five years**



Base: All valid responses (see above) : Fieldwork dates: 13<sup>th</sup> July to 22<sup>nd</sup> August 2016

Ipsos MORI –Public Affairs

Source: Ipsos MORI

At county level, residents in Peterborough are significantly more likely than those in Cambridgeshire to view this measure as ‘essential’ (41% vs. 35%). Within Cambridgeshire, the districts of Huntingdonshire (42%) and Fenland (41%) are both more likely than average to view this as ‘essential’, whereas those in South Cambridgeshire are less likely (31% vs. 36% overall).

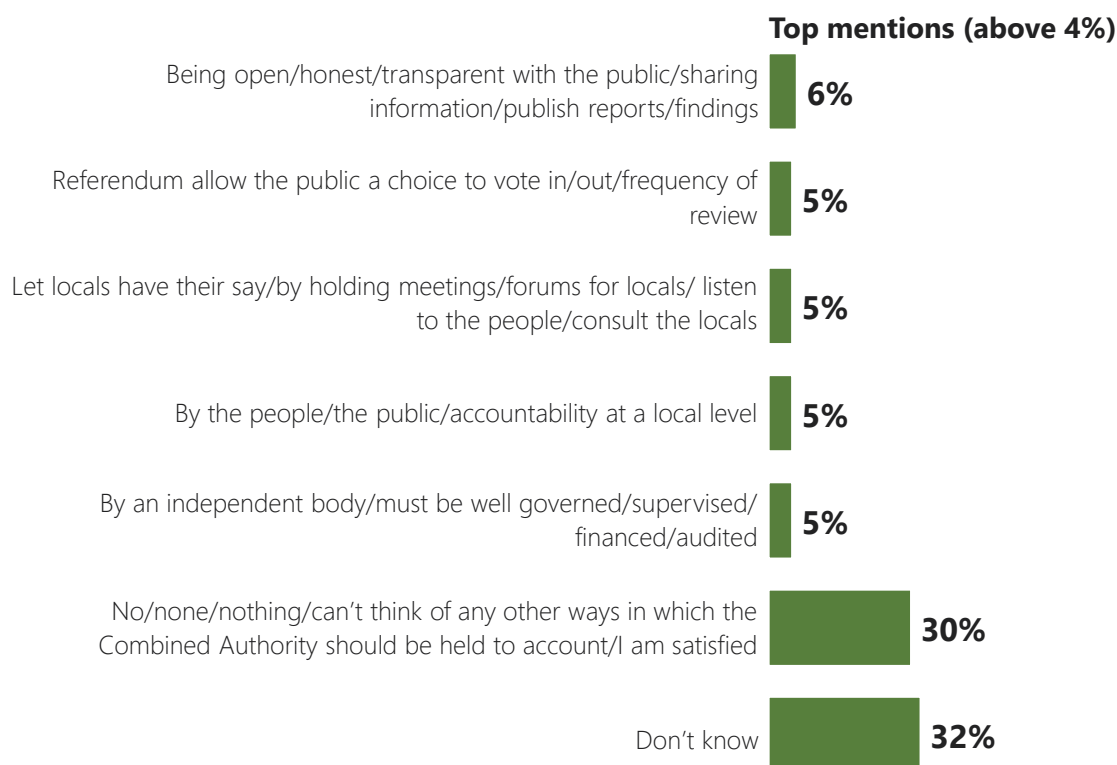
Women are more likely than men to view a five-yearly government assessment as ‘essential’ (39% vs. 34%), and the proportion seeing this as ‘essential’ also increases with age (30% of those aged 18-44 vs. 39% of those aged 45-64, rising to 43% of those aged 65+).

Overall, from the five aspects of accountability included in the survey, the creation of an audit committee is seen as the most ‘essential’ (50%), followed by residents being able to elect the Mayor (48%) and having a government assessment every five years (36%). Establishing an independent scrutiny committee, and this committee having the power to review any decisions made by the Combined Authority are seen as the least essential in this regard (36% and 32% respectively).

Participants were then asked, via an open ended question, if there were any other ways in which they thought the Combined Authority should be held to account. The answers were then coded and the most common themes are shown in the chart below.

The responses to this question were varied and touched on transparency/information sharing (6%), the possibility of holding a referendum (5%), public meetings and forums (5%), accountability by the public (5%) and a well-governed independent body (5%).

**Q9. Other than the ways we have just outlined that are already included in the proposed devolution agreement, are there any other ways in which you think the Combined Authority should be held to account?**



Base: All valid responses (2280) : Fieldwork dates: 13<sup>th</sup> July to 22<sup>nd</sup> August 2016  
Ipsos MORI –Public Affairs

Source: Ipsos MORI

## 8. Further comments

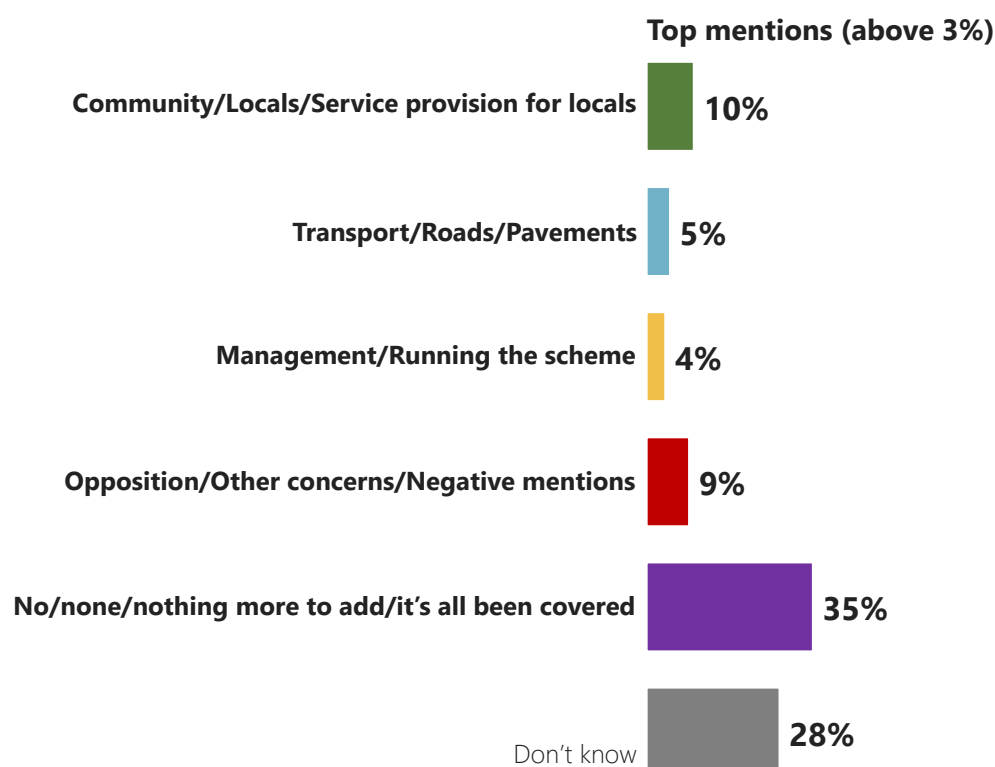
Finally, participants were asked if there was anything else they would like to add in relation to the proposals included in the devolution agreement. Responses were coded and the most common themes are shown in the chart below.

A majority of residents either said they had nothing else to add beyond what had been covered in the survey, or that they didn't know. 10% of residents gave answers referring to their local communities on a variety of services – e.g. healthcare (2%), affordable housing (2%) and education (2%).

Other common themes included comments relating to transport and road maintenance (5%), as well as comments relating to the management of the proposed Combined Authority (4%) – for example, that those in charge need to be experienced and knowledgeable (2%), to ensure councils work well together (1%) and that it is well-governed and financed (1%).

In total, 9% gave negative comments relating to points such as their opposition to the Combined Authority (3%), the cost to taxpayers (2%) and creating an additional layer of bureaucracy (2%).

**Q11. The proposals included in the devolution agreement are intended to improve local services in Cambridgeshire and Peterborough. Is there anything else you would like to add to what we have discussed?**



Base: All valid responses (2280) : Fieldwork dates: 13<sup>th</sup> July to 22<sup>nd</sup> August 2016  
Ipsos MORI –Public Affairs

Source: Ipsos MORI

# Appendices

# Appendix 1: Sample survey questionnaire

## CAMBRIDGESHIRE AND SUFFOLK COUNTY COUNCIL DEVOLUTION SURVEY

### FINAL VERSION

**TELEPHONE SURVEY** Your views on the East Anglia Devolution Deal

Good morning/afternoon/evening. My name is .... and I'm calling from Ipsos MORI, the research organisation. We are carrying out a survey about some potential changes to local government in Cambridgeshire and Peterborough

Could you help by running through some questions at the moment, please?

The interview will take around 10 minutes, and this research will be conducted in line with the rules of the Market Research Society's Code of Conduct.

### Demographics

Firstly I am going to ask a few questions about you and your personal situation.

#### **ASK ALL**

**S1. In which local authority area do you live?**

1. **Norfolk County**
2. Norwich City
3. South Norfolk
4. Great Yarmouth
5. Broadland
6. North Norfolk
7. Breckland
8. Kings Lynn & West Norfolk

9. **Suffolk County**
10. Ipswich
11. Suffolk Coastal
12. Waveney
13. Mid Suffolk
14. Babergh
15. St Edmundsbury
16. Forest Heath

#### **Cambridgeshire County**

17. South Cambridgeshire
18. Huntingdonshire
19. Fenland
20. East Cambridgeshire
21. Cambridge City

**Peterborough City**  
22. Peterborough City

**ASK ALL**

**S2. Are you...?**

☐

Male

☐

Female

☐

Transgender

**ASK ALL**

**S3. How old are you?**

WRITE IN AND CODE TO RANGE

**ASK ALL**

**S4. Which of these activities best describes what you are doing at present?**

1. Employee in full-time job (30 hours plus per week)
2. Employee in part-time job (under 30 hours per week)
3. Self-employed full or part-time
4. On a government supported training programme (e.g. Modern Apprenticeship/Training for Work)
5. Full-time education at school, college or university
6. Unemployed and available for work
7. Permanently sick/disabled
8. Wholly retired from work
9. Looking after the home
10. Doing something else (please specify)

**Awareness of devolution**

**ASK ALL**

Firstly, I would like to ask some questions about devolution, which means transferring powers over budgets and services from central government in Westminster to local councils. This could include the transfer of powers to new groups of councils, called 'Combined Authorities'.

**1. Before today, how much, if anything, would you say you knew about devolution within England? Please select one only:**

☐

A great deal

☐

A fair amount

☐

Just a little

☐

Heard of, but know nothing about

☐

Never heard of

☐

Don't know

**The principle of devolution****ASK ALL**

Devolution is when certain decision-making powers, as well as funding, are transferred down from Central Government to a local area. In this instance the area is Cambridgeshire and Peterborough. It means that decisions are taken close to where they have an effect.

**2. To what extent, if at all, do you support or oppose the principle of devolution? Please select one only:**

- ☐ Strongly support
- ☐ Tend to support
- ☐ Neither support nor oppose
- ☐ Tend to oppose
- ☐ Strongly oppose
- ☐ Don't know

**New powers and responsibilities****ASK ALL**

In Cambridgeshire and Peterborough the proposed devolution agreement includes the creation of a Combined Authority.

This would consist of the five district councils in Cambridgeshire, as well as Cambridgeshire County Council, Peterborough City Council and the Local Enterprise Partnership, which represents the views of local businesses.

The new Combined Authority would not replace any existing councils, or any existing Town or Parish Councils.

The proposed agreement would also create the role of a Mayor, who would be directly elected by residents in Cambridgeshire/Peterborough.

**3. For each of the following, do you think decisions are better made nationally by the government in Westminster, or locally by the proposed Mayor and Combined Authority I have just described?**

	Decisions are better made nationally	Decisions are better made locally	Don't know (DO NOT READ OUT)
Working with local councils to develop a new strategy for housing and development in line with existing local plans	<input type="checkbox"/>	<input type="checkbox"/>	<input type="checkbox"/>
Deciding how £100m of new	<input type="checkbox"/>	<input type="checkbox"/>	<input type="checkbox"/>

	Decisions are better made nationally	Decisions are better made locally	Don't know (DO NOT READ OUT)
funding is spent to support the building of new homes, including affordable housing			
Allocating £70million to build more council rented homes in Cambridge	<input type="checkbox"/>	<input type="checkbox"/>	<input type="checkbox"/>
Creating a transport plan for Cambridgeshire and Peterborough that helps to better coordinate road, rail and bus services	<input type="checkbox"/>	<input type="checkbox"/>	<input type="checkbox"/>
Deciding how the budget is spent for maintaining roads in Cambridgeshire and Peterborough	<input type="checkbox"/>	<input type="checkbox"/>	<input type="checkbox"/>
Deciding how to spend an annual £20million fund to improve local infrastructure - such as road and rail improvements	<input type="checkbox"/>	<input type="checkbox"/>	<input type="checkbox"/>
Reviewing further education in Cambridgeshire and Peterborough to help provide young people aged 16 and over with the skills that local employers need	<input type="checkbox"/>	<input type="checkbox"/>	<input type="checkbox"/>
Deciding how funding is spent on apprenticeships and training in Cambridgeshire and Peterborough to produce a workforce with the skills that local employers need	<input type="checkbox"/>	<input type="checkbox"/>	<input type="checkbox"/>
Deciding how funding is spent on adult education and skills training in Cambridgeshire and Peterborough for people aged 19 and over to help produce a workforce with the skills that local employers need	<input type="checkbox"/>	<input type="checkbox"/>	<input type="checkbox"/>
Joining up health and social care services so that they better support people and reduce the pressure on existing services	<input type="checkbox"/>	<input type="checkbox"/>	<input type="checkbox"/>
Designing a new programme to support those with a health	<input type="checkbox"/>	<input type="checkbox"/>	<input type="checkbox"/>



	Decisions are better made nationally	Decisions are better made locally	Don't know (DO NOT READ OUT)
condition or disability and the long-term unemployed back into work			
Reviewing all land and property held by the public sector and creating a list of land and property available for development in Norfolk and Suffolk	<input type="checkbox"/>	<input type="checkbox"/>	<input type="checkbox"/>

**To summarise, the proposed devolution deal for Cambridgeshire and Peterborough includes a new annual £20million fund to invest in infrastructure and support economic growth. The government would also provide £100million to invest in building new homes across the county and an additional £70million to build more council rented homes in Cambridge.**

### **Mayor** **ASK ALL**

**The Government has said that a Mayor for Peterborough/Cambridgeshire would need to be elected for any new local decision-making powers and/or funding as part of this devolution agreement to be transferred from the Government to the Mayor and/or Combined Authority. The Mayor would work with existing elected members from each of the District, County and City Councils and a business representative appointed by the Local Enterprise Partnership.**

**4. To what extent, if at all, do you support or oppose the election of a mayor in order to access the decision making powers and funding in the proposed devolution deal?**

- ☐ Strongly support
- ☐ Tend to support
- ☐ Neither support nor oppose
- ☐ Tend to oppose
- ☐ Strongly oppose
- ☐ Don't know

**A new Combined Authority with an elected mayor****ASK ALL**

In Cambridgeshire and Peterborough, the Combined Authority would be made up of the directly-elected Mayor, a Councillor from District, County and City Councils, and an appointed business representative.

**5. To what extent, if at all, do you support or oppose your local council becoming part of a Combined Authority along with other councils in Cambridgeshire and Peterborough, which is chaired by a directly elected Mayor?**

- ☐ Strongly support
- ☐ Tend to support
- ☐ Neither support nor oppose
- ☐ Tend to oppose
- ☐ Strongly oppose
- ☐ Don't know

**ASK ALL**

**6. Why do you say that?**

OPEN ENDED

**Decision making****ASK ALL**

There are proposals for how the Combined Authority and directly elected mayor would take decisions. I am going to read out a number of statements outlining how it is proposed that this will be done

**7. To what extent, if at all, do you agree or disagree with each aspect of how decisions would be made?**

1. Each member of the Combined Authority, including the Mayor, has a vote.
2. The directly elected mayor cannot make decisions alone and will require the support of a certain number of members of the Combined Authority to progress their proposals.
3. Some decisions, such as the Combined Authority asking the Government for new powers and how much the authority would cost to run, would require a majority of members to agree. That majority must include the Directly Elected Mayor.

- ☐ Strongly agree
- ☐ Tend to agree
- ☐ Neither agree nor disagree
- ☐ Tend to disagree
- ☐ Strongly disagree
- ☐ Don't know

## **Accountability**

### **ASK ALL**

**Plans will be put in place for how the new Combined Authority will be held to account. I am going to read out a number of statements outlining how it is proposed this will be done.**

**8. How important, if at all, is each of these in holding the Combined Authority to account?**

1. An independent scrutiny committee that has the power to ask the Mayor and other members of the Combined Authority to attend a meeting to answer questions. This would be made up of councillors from participating councils who are not members of the Combined Authority itself.
  2. This scrutiny committee having the power to review any of the decisions made by the Combined Authority.
  3. An audit committee which would monitor the Combined Authority's finances.
  4. Residents living in Cambridgeshire/Peterborough being able to directly elect the Mayor.
  5. A Government assessment every five years
1. Essential
  2. Very important
  3. Fairly important
  4. Not very important
  5. Not at all important
  6. Don't know

### **ASK ALL**

**9. Other than the ways we have just outlined that are already included in the proposed devolution agreement, are there any other ways in which you think the Combined Authority should be held to account?**

OPEN ENDED

## **Other comments**

**11. The proposals included in the devolution agreement are intended to improve local services in Cambridgeshire and Peterborough. Is there anything else you would like to add to what we have discussed?**

WRITE IN

## **Demographics**

### **ASK ALL**

#### **12. What is your ethnic group?**

##### **White – THIS IS A TITLE ONLY**

1. English / Welsh / Scottish / Northern Irish / British
2. Irish
3. Gypsy or Irish traveller
4. Eastern European
5. Any other White background

##### **Mixed / multiple ethnic groups – THIS IS A TITLE ONLY**

6. White and Black Caribbean
7. White and Black African
8. White and Asian
9. Any other Mixed / multiple ethnic background

##### **Asian / Asian British – THIS IS A TITLE ONLY**

10. Indian
11. Pakistani
12. Bangladeshi
13. Chinese
14. Kashmiri
15. Any other Asian background

##### **Black / African / Caribbean / Black British – THIS IS A TITLE ONLY**

16. African
17. Caribbean
18. Any other Black / African / Caribbean background

##### **Other ethnic group – THIS IS A TITLE ONLY**

19. Arab
20. Other ethnic group

### **ASK ALL**

#### **13. In which of these ways does your household occupy your current accommodation?**

1. Owned outright
2. Buying on mortgage
3. Rent from council
4. Rent from Housing Association/Trust
5. Rent from private landlord
6. Other

**ASK ALL**

**14. Are your day-to-day activities limited because of a health problem or disability which has lasted, or is expected to last, at least 12 months?**

1. Yes, limited a lot
2. Yes, limited a little
3. No

## Appendix 2: Random Digit Dialling

Residential landline telephone numbers in the UK are allocated geographically i.e. the first few digits of the telephone number (including the leading zero) are the area code and usually the first 7 digits of the telephone number relate to a specific telephone exchange.

There are 10,000 potential telephone numbers for each 7-digit exchange. Standard Random Digit Dial (RDD) telephone samples are generated by randomly generating the last 4 digits to create a potential telephone number for that particular telephone exchange.

Any particular geographic area e.g. a Ward area, might be covered by a number of different telephone exchanges. If Telephone Exchange “A” serves 20% of households in that Ward and has the prefix 01926 62 then 20% of the RDD sample would comprise telephone numbers starting with 01926 62 followed by 4 random digits. The larger the geographic area specified then the easier it is to be certain that all, or at least most, of the RDD telephone numbers generated are actually located within the specified geographic area.

## Appendix 3: Coding Process

### Receipt and handling of responses

The handling of responses was subject to a rigorous process of checking, logging and confirmation in order to minimise document loss and to support a full audit trail. All original electronic and hard copy responses remained securely filed within Ipsos MORI, catalogued and serial numbered for future reference.

### Development of initial coding frame

Coding is the process by which free-text comments, answers and responses are matched against standard codes from a coding frame Ipsos MORI compiled to allow systematic statistical and tabular analysis. The codes within the coding frame represent an amalgam of responses raised by those registering their view and are comprehensive in representing the range of opinions and themes given.

The Ipsos MORI coding team drew up an initial code frame for each open-ended free-text question using the first thirty to forty response form responses. An initial set of codes was created by drawing out the common themes and points raised across all response channels by refinement. Each code thus represents a discrete view raised. The draft coding frame was then presented to the Ipsos MORI project team to fully approve before the coding process continued. The code frame was continually updated throughout the analysis process to ensure that newly emerging themes within each refinement were captured.

### Coding using the Ascribe package

Ipsos MORI used the web-based Ascribe coding system to code all open-ended free-text responses found within completed response forms. Ascribe is a proven system which has been used on numerous large-scale projects. The scanned and electronic verbatim responses (from the online and postal response forms) were uploaded into the Ascribe system, where the coding team worked systematically through the verbatim comments and applied a code to each relevant part(s) of the verbatim comment.

The Ascribe software has the following key features:

- Accurate monitoring of coding progress across the whole process, from scanned image to the coding of responses;
- An “organic” coding frame that can be continually updated and refreshed; not restricting coding and analysis to initial response issues or “themes” which may change as the consultation progresses;
- Resource management features, allowing comparison across coders and question/issue areas. This is of particular importance in maintaining high quality coding across the whole coding team and allows early identification of areas where additional training may be required; and
- A full audit trail – from verbatim response to codes applied to that response.

Coders were provided with an electronic file of responses to code within Ascribe. Their screen was split, with the left side showing the response along with the unique identifier, while the right side of the screen showed the full code frame. The

coder attached the relevant code or codes to these as appropriate and, where necessary, alerted the supervisor if they believed an additional code might be required.

If there was other information that the coder wished to add they could do so in the “notes” box on the screen. If a response was difficult to decipher the coder would get a second opinion from their supervisor or a member of the project management team. As a last resort, any comment that was illegible was coded as such and reviewed by the Coding Manager.

### **Briefing the coding team and quality checking**

A core team of coders worked on the project, all of whom were fully briefed and were conversant with the Ascribe package. This team also worked closely with the project management team during the set-up and early stages of code frame development.

The core coding team took a supervisory role throughout and undertook the quality checking of all coding. Using a reliable core team in this way minimises coding variability and thus retains data quality.

To ensure consistent and informed coding of the verbatim comments, all coders were fully briefed prior to working on this project. The Coding Manager undertook full briefings and training with each coding team member. All coding was carefully monitored to ensure data consistency and to ensure that all coders were sufficiently competent to work on the project.

The coder briefing included background information, the consultation process and the issues involved, and discussion of the initial coding frames. The briefings were carried out by one of Ipsos MORI’s executive team members. All those attending the briefings were instructed to read, in advance, the Consultation Document and go through the response form.

The Ascribe package also afforded an effective project management tool, with the coding manager reviewing the work of each individual coder, having discussion with them where there was variance between the codes entered and those expected by the coding manager.

To check and ensure consistency of coding, 10% of coded responses from the response forms were validated by the coding supervisor team, who checked that the correct codes had been applied and made changes where necessary.

### **Updating the coding frame**

An important feature of the Ascribe system is the ability to extend the code frame “organically” direct from actual verbatim responses throughout the coding period.

The coding teams raised any new codes during the coding process when it was felt that new issues were being registered. In order to ensure that no detail was lost, coders were briefed to raise codes that reflected the exact sentiment of a response, and these were then collapsed into a smaller number of key themes at the analysis stage. During the initial stages of the coding process, meetings were held between the coding team and Ipsos MORI executive team to ensure that a consistent approach was taken to raising new codes and that all extra codes were appropriate and correctly assigned. In particular, the coding frame sought to capture precise nuances of participants’ comments in such a way as to be comprehensive.



A second key benefit of the Ascribe system is that it provides the functionality of combining codes, revising old codes and amending existing ones as appropriate. Thus, the coding frame grew organically throughout the coding process to ensure it captured all of the important “themes”.

Once coding was complete, a series of checks were undertaken to ensure that the data set was comprehensive and complete.

**Matt Bristow**

Associate Director  
matt.bristow@ipsos.com

**Chris Rigby**

Senior Research Executive  
chris.rigby@ipsos.com

## For more information

Suite 303, Piccadilly House  
49 Piccadilly  
Manchester  
M1 2AP

t: +44 (0)161 826 9421

**[www.ipsos-mori.com](http://www.ipsos-mori.com)**

**<http://twitter.com/IpsosMORI>**

**About Ipsos MORI's Social Research Institute**

The Social Research Institute works closely with national governments, local public services and the not-for-profit sector. Its c.200 research staff focus on public service and policy issues. Each has expertise in a particular part of the public sector, ensuring we have a detailed understanding of specific sectors and policy challenges. This, combined with our methods and communications expertise, helps ensure that our research makes a difference for decision makers and communities.

## Notes: Cambridgeshire and Peterborough Online Results

The following tables are the results for the on-line devolution consultation survey hosted on two separate websites by Cambridgeshire County Council (on behalf of all Cambridgeshire Districts) and Peterborough City Council. Both sites held the same questions and the tables have been generated by combining the two sets of answers.

There was considerable publicity produced by the sponsoring authorities and their partners to draw people's attention to the surveys. This included use of social media, print media, distribution by e-mail and some active engagement.

The results represent a 'self-selecting' sample, people who were keen to give their views once they had heard about the consultation. Inevitably this means the numbers aren't representative of the population as a whole. In particular only 35% were female and only 10% under the age of 34. Response rates also varied with 1.3 people per 1,000 responding in Fenland compared to 2.6 per 1,000 for Huntingdonshire.

In addition to the quantitative results shown here there were a considerable number of free text comments. In brief the main theme for those supporting the proposals was that they offered the chance to 'take control' and improve local infrastructure and boost the local economy. Those opposing the proposals were concerned about the 'extra layer of bureaucracy' that the proposals could potentially create as well as expressing dissatisfaction with the 'mayor' model of governance. Comments will be looked at in more detail over the coming weeks.

Any further questions about the on-line results should be directed to [Research.Group@Cambridgeshire.gov.uk](mailto:Research.Group@Cambridgeshire.gov.uk)

## Cambridgeshire and Peterborough On-line Results Tables.

Table One: To what extent, if at all, do you support or oppose the principle of devolution?

	Summary Result		Full Result						
Row Labels	Strongly Support / Tend to Support	Strongly Oppose / Tend to Oppose	Strongly support	Tend to support	Neither support nor oppose	Tend to oppose	Strongly oppose	Don't know / Unanswered	Grand Total
Cambridge	182	80	81	101	23	26	54		285
East Cambridgeshire	76	43	37	39	14	10	33		133
Fenland	70	49	33	37	8	16	33		127
Huntingdonshire	214	202	67	147	29	48	154	7	452
Peterborough	150	95	66	84	21	32	63	8	274
South Cambridgeshire	137	102	47	90	19	28	74	6	264
Live outside of the area / Unanswered	37	10	14	23	2	4	6		49
Grand Total	866	581	345	521	116	164	417	21	1,584
Row Labels	Strongly Support / Tend to Support	Strongly Oppose / Tend to Oppose	Strongly support	Tend to support	Neither support nor oppose	Tend to oppose	Strongly oppose	Don't know / Unanswered	Grand Total
Cambridge	64%	28%	28%	35%	8%	9%	19%	0%	100%
East Cambridgeshire	57%	32%	28%	29%	11%	8%	25%	0%	100%
Fenland	55%	39%	26%	29%	6%	13%	26%	0%	100%
Huntingdonshire	47%	45%	15%	33%	6%	11%	34%	2%	100%
Peterborough	55%	35%	24%	31%	8%	12%	23%	3%	100%
South Cambridgeshire	52%	39%	18%	34%	7%	11%	28%	2%	100%
Live outside of the area / Unanswered	76%	20%	29%	47%	4%	8%	12%	0%	100%
Grand Total	55%	37%	22%	33%	7%	10%	26%	1%	100%

Table Two: To what extent, if at all, do you support or oppose the idea of transferring powers and funding down from Government and then District, City and County Councils becoming part of a Combined Authority for Cambridgeshire and Peterborough?

	Summary Result		Full Result						
Row Labels	Strongly Support / Tend to Support	Strongly Oppose / Tend to Oppose	Strongly support	Tend to support	Neither support nor oppose	Tend to oppose	Strongly oppose	Don't know / Unanswered	Grand Total
Cambridge	111	150	46	65	22	40	110	2	285
East Cambridgeshire	68	53	28	40	9	12	41	3	133
Fenland	62	60	27	35	3	21	39	2	127
Huntingdonshire	186	237	60	126	25	60	177	4	452
Peterborough	130	103	60	70	17	38	65	24	274
South Cambridgeshire	117	128	29	88	17	36	92	2	264
Live outside of the area / Unanswered	28	12	12	16	5	6	6		45
Grand Total	702	743	262	440	98	213	530	37	1580
Row Labels	Strongly Support / Tend to Support	Strongly Oppose / Tend to Oppose	Strongly support	Tend to support	Neither support nor oppose	Tend to oppose	Strongly oppose	Don't know / Unanswered	Grand Total
Cambridge	39%	53%	16%	23%	8%	14%	39%	1%	100%
East Cambridgeshire	51%	40%	21%	30%	7%	9%	31%	2%	100%
Fenland	49%	47%	21%	28%	2%	17%	31%	2%	100%
Huntingdonshire	41%	52%	13%	28%	6%	13%	39%	1%	100%
Peterborough	47%	38%	22%	26%	6%	14%	24%	9%	100%
South Cambridgeshire	44%	48%	11%	33%	6%	14%	35%	1%	100%
Live outside of the area / Unanswered	62%	27%	27%	36%	11%	13%	13%	0%	100%
Grand Total	44%	47%	17%	28%	6%	13%	34%	2%	100%

Table Three: To what extent, if at all, do you support or oppose the election of a mayor in order to access what is in the proposed Cambridgeshire and Peterborough devolution deal?

	Summary Result		Full Result						
Row Labels	Strongly Support / Tend to Suport	Strongly Oppose / Tend to Oppose	Strongly support	Tend to support	Neither support nor oppose	Tend to oppose	Strongly oppose	Don't know / Unanswered	Grand Total
Cambridge	81	179	28	53	22	38	141	3	285
East Cambridgeshire	45	80	16	29	8	15	65	0	133
Fenland	46	71	25	21	8	16	55	2	127
Huntingdonshire	122	287	41	81	41	59	228	2	452
Peterborough	100	130	43	57	19	38	92	25	274
South Cambridgeshire	80	167	25	55	13	37	130	4	264
Live outside of the area / Unaswered	17	20	9	8	7	10	10		44
Grand Total	491	934	187	304	118	213	721	36	1579
Row Labels	Strongly Support / Tend to Suport	Strongly Oppose / Tend to Oppose	Strongly support	Tend to support	Neither support nor oppose	Tend to oppose	Strongly oppose	Don't know / Unanswered	Grand Total
Cambridge	28%	63%	10%	19%	8%	13%	49%	1%	100%
East Cambridgeshire	34%	60%	12%	22%	6%	11%	49%	0%	100%
Fenland	36%	56%	20%	17%	6%	13%	43%	2%	100%
Huntingdonshire	27%	63%	9%	18%	9%	13%	50%	0%	100%
Peterborough	36%	47%	16%	21%	7%	14%	34%	9%	100%
South Cambridgeshire	30%	63%	9%	21%	5%	14%	49%	2%	100%
Live outside of the area / Unaswered	39%	45%	20%	18%	16%	23%	23%	0%	100%
Grand Total	31%	59%	12%	19%	7%	13%	46%	2%	100%

Table Four: There are proposals for how the Combined Authority and Directly Elected Mayor would take decisions. Each member of the Combined Authority including the Mayor has one vote.

To what extent, if at all, do you agree or disagree with each aspect of how decisions would be made?

4.1: The directly elected mayor cannot make decisions alone and will require the support of a certain number of members of the Combined Authority to progress their proposals, or in certain circumstances the business community.

	Summary Result			Full Result						
Row Labels	Strongly Support / Tend to Support	Strongly Oppose / Tend to Oppose		Strongly support	Tend to support	Neither support nor oppose	Tend to oppose	Strongly oppose	Don't know / Unanswered	Grand Total
Cambridge	194	47		118	76	31	17	30	13	285
East Cambridgeshire	94	25		66	28	6	6	19	8	133
Fenland	96	22		68	28	5	7	15	4	127
Huntingdonshire	320	78		213	107	31	21	57	23	452
Peterborough	145	31		96	49	8	10	21	90	274
South Cambridgeshire	197	34		126	71	17	12	22	16	264
Live outside of the area / Unanswered	33	6		27	6	3	3	3	2	44
Grand Total	1,079	243		714	365	101	76	167	156	1,579
Row Labels	Strongly Support / Tend to Support	Strongly Oppose / Tend to Oppose		Strongly support	Tend to support	Neither support nor oppose	Tend to oppose	Strongly oppose	Don't know / Unanswered	Grand Total
Cambridge	68%	16%		41%	27%	11%	6%	11%	5%	100%
East Cambridgeshire	71%	19%		50%	21%	5%	5%	14%	6%	100%
Fenland	76%	17%		54%	22%	4%	6%	12%	3%	100%
Huntingdonshire	71%	17%		47%	24%	7%	5%	13%	5%	100%
Peterborough	53%	11%		35%	18%	3%	4%	8%	33%	100%
South Cambridgeshire	75%	13%		48%	27%	6%	5%	8%	6%	100%
Live outside of the area / Unanswered	75%	14%		61%	14%	7%	7%	7%	5%	100%
Grand Total	68%	15%		45%	23%	6%	5%	11%	10%	100%

4.2 Some decisions, such as how much money the Combined Authority wishes to borrow, asking the Government for new powers and how much the authority would cost to run would require a majority of members to agree. That majority must include the Directly Elected Mayor.

	Summary Result			Full Result						
Row Labels	Strongly Support / Tend to Support	Strongly Oppose / Tend to Oppose		Strongly support	Tend to support	Neither support nor oppose	Tend to oppose	Strongly oppose	Don't know / Unanswered	Grand Total
Cambridge	165	64		79	86	40	25	39	16	285
East Cambridgeshire	77	36		46	31	12	13	23	8	133
Fenland	84	30		52	32	10	9	21	3	127
Huntingdonshire	268	120		151	117	38	32	88	26	452
Peterborough	145	42		75	70	28	10	32	59	274
South Cambridgeshire	160	59		83	77	31	22	37	14	264
Live outside of the area / Unanswered	34	5		23	11	2	3	2	1	42
Grand Total	933	356		509	424	161	114	242	127	1,577
Row Labels	Strongly Support / Tend to Support	Strongly Oppose / Tend to Oppose		Strongly support	Tend to support	Neither support nor oppose	Tend to oppose	Strongly oppose	Don't know / Unanswered	Grand Total
Cambridge	58%	22%		28%	30%	14%	9%	14%	6%	100%
East Cambridgeshire	58%	27%		35%	23%	9%	10%	17%	6%	100%
Fenland	66%	24%		41%	25%	8%	7%	17%	2%	100%
Huntingdonshire	59%	27%		33%	26%	8%	7%	19%	6%	100%
Peterborough	53%	15%		27%	26%	10%	4%	12%	22%	100%
South Cambridgeshire	61%	22%		31%	29%	12%	8%	14%	5%	100%
Live outside of the area / Unanswered	81%	12%		55%	26%	5%	7%	5%	2%	100%
Grand Total	<b>59%</b>	<b>23%</b>		32%	27%	10%	7%	15%	8%	100%



Table Five: Plans will be put in place for how the new Combined Authority and Directly Elected Mayor would be held to account. The details of how this will work will be produced if the deal goes forward but could include ideas such as scrutiny by members from various political parties. How important, if at all, is each of these in holding the Combined Authority and Directly Elected Mayor to account?

5.1 An independent scrutiny committee that has the power to ask the Mayor and other members of the Combined Authority to attend a meeting to answer questions. This would be made up of councillors from participating councils who are not members of the Combined Authority itself.

Row Labels	Summary Result			Full Result						
	Essential / Very Important	Not Very / Not at all Important		Essential	Very important	Fairly important	Not very important	Not at all important	Don't know / Unanswered	Grand Total
Cambridge	220	13		159	61	32	5	8	20	285
East Cambridgeshire	109	8		91	18	8	5	3	8	133
Fenland	101	11		79	22	9	6	5	6	127
Huntingdonshire	378	16		293	85	29	3	13	29	452
Peterborough	214	10		161	53	10	5	5	40	274
South Cambridgeshire	216	7		158	58	21	3	4	20	264
Live outside of the area / Unanswered	32	4		22	10	6	3	1	1	43
Grand Total	1,270	69		963	307	115	30	39	124	1578
Row Labels	Essential / Very Important	Not Very / Not at all Important		Essential	Very important	Fairly important	Not very important	Not at all important	Don't know / Unanswered	Grand Total
Cambridge	77%	5%		56%	21%	11%	2%	3%	7%	100%
East Cambridgeshire	82%	6%		68%	14%	6%	4%	2%	6%	100%
Fenland	80%	9%		62%	17%	7%	5%	4%	5%	100%
Huntingdonshire	84%	4%		65%	19%	6%	1%	3%	6%	100%
Peterborough	78%	4%		59%	19%	4%	2%	2%	15%	100%
South Cambridgeshire	82%	3%		60%	22%	8%	1%	2%	8%	100%
Live outside of the area / Unanswered	74%	9%		51%	23%	14%	7%	2%	2%	100%
Grand Total	80%	4%		61%	19%	7%	2%	2%	8%	100%

5.2 The scrutiny committee having the power to review any of the decisions made by the Combined Authority

	Summary Result			Full Result						
Row Labels	Essential / Very Important	Not Very / Not at all Important		Essential	Very important	Fairly important	Not very important	Not at all important	Don't know / Unanswered	Grand Total
Cambridge	215	17		149	66	31	7	10	22	285
East Cambridgeshire	108	5		82	26	14	2	3	6	133
Fenland	98	10		78	20	12	4	6	7	127
Huntingdonshire	366	25		261	105	28	8	17	33	452
Peterborough	207	13		153	54	13	8	5	41	274
South Cambridgeshire	202	17		151	51	23	8	9	22	264
Live outside of the area / Unanswered	36	2		20	16	4	1	1	1	43
Grand Total	1,232	89		894	338	125	38	51	132	1578
Row Labels	Essential / Very Important	Not Very / Not at all Important		Essential	Very important	Fairly important	Not very important	Not at all important	Don't know / Unanswered	Grand Total
Cambridge	75%	6%		52%	23%	11%	2%	4%	8%	100%
East Cambridgeshire	81%	4%		62%	20%	11%	2%	2%	5%	100%
Fenland	77%	8%		61%	16%	9%	3%	5%	6%	100%
Huntingdonshire	81%	6%		58%	23%	6%	2%	4%	7%	100%
Peterborough	76%	5%		56%	20%	5%	3%	2%	15%	100%
South Cambridgeshire	77%	6%		57%	19%	9%	3%	3%	8%	100%
Live outside of the area / Unanswered	84%	5%		47%	37%	9%	2%	2%	2%	100%
Grand Total	<b>78%</b>	<b>6%</b>		57%	21%	8%	2%	3%	8%	100%

5.3: An audit committee which would monitor the Combined Authority's finances

	Summary Result			Full Result						
Row Labels	Essential / Very Important	Not Very / Not at all Important		Essential	Very important	Fairly important	Not very important	Not at all important	Don't know / Unanswered	Grand Total
Cambridge	242	6		182	60	18	3	3	19	285
East Cambridgeshire	118	3		106	12	7		3	5	133
Fenland	110	5		88	22	6		5	6	127
Huntingdonshire	395	17		330	65	10	7	10	30	452
Peterborough	214	4		178	36	15	3	1	41	274
South Cambridgeshire	226	4		192	34	16	1	3	18	264
Live outside of the area / Unanswered	37	-		27	10	5	0	0	1	43
Grand Total	1,342	39		1103	239	77	14	25	120	1578
Row Labels	Essential / Very Important	Not Very / Not at all Important		Essential	Very important	Fairly important	Not very important	Not at all important	Don't know / Unanswered	Grand Total
Cambridge	85%	2%		64%	21%	6%	1%	1%	7%	100%
East Cambridgeshire	89%	2%		80%	9%	5%	0%	2%	4%	100%
Fenland	87%	4%		69%	17%	5%	0%	4%	5%	100%
Huntingdonshire	87%	4%		73%	14%	2%	2%	2%	7%	100%
Peterborough	78%	1%		65%	13%	5%	1%	0%	15%	100%
South Cambridgeshire	86%	2%		73%	13%	6%	0%	1%	7%	100%
Live outside of the area / Unanswered	86%	0%		63%	23%	12%	0%	0%	2%	100%
Grand Total	85%	2%		70%	15%	5%	1%	2%	8%	100%

5.4: Cambridgeshire and Peterborough electors being able to directly elect their mayor – through the ballot box

	Summary Result			Full Result						
Row Labels	Essential / Very Important	Not Very / Not at all Important		Essential	Very important	Fairly important	Not very important	Not at all important	Don't know / Unanswered	Grand Total
Cambridge	169	62		133	36	29	20	42	25	285
East Cambridgeshire	103	17		87	16	2	3	14	11	133
Fenland	97	22		83	14	3	4	18	5	127
Huntingdonshire	334	46		274	60	29	11	35	43	452
Peterborough	184	23		148	36	21	8	15	46	274
South Cambridgeshire	182	39		146	36	18	17	22	25	264
Live outside of the area / Unanswered	34	1		24	10	7	0	1	1	43
Grand Total	1,103	210		895	208	109	63	147	156	1578
Row Labels	Essential / Very Important	Not Very / Not at all Important		Essential	Very important	Fairly important	Not very important	Not at all important	Don't know / Unanswered	Grand Total
Cambridge	59%	22%		47%	13%	10%	7%	15%	9%	100%
East Cambridgeshire	77%	13%		65%	12%	2%	2%	11%	8%	100%
Fenland	76%	17%		65%	11%	2%	3%	14%	4%	100%
Huntingdonshire	74%	10%		61%	13%	6%	2%	8%	10%	100%
Peterborough	67%	8%		54%	13%	8%	3%	5%	17%	100%
South Cambridgeshire	69%	15%		55%	14%	7%	6%	8%	9%	100%
Live outside of the area / Unanswered	79%	2%		56%	23%	16%	0%	2%	2%	100%
Grand Total	<b>70%</b>	<b>13%</b>		57%	13%	7%	4%	9%	10%	100%

5.5: The Combined Authority will be open and transparent – where it's expected that most decisions will be made in public

	Summary Result			Full Result						
Row Labels	Essential / Very Important	Not Very / Not at all Important		Essential	Very important	Fairly important	Not very important	Not at all important	Don't know / Unanswered	Grand Total
Cambridge	256	9		217	39	7	4	5	13	285
East Cambridgeshire	121	5		111	10	1	2	3	6	133
Fenland	116	6		95	21	3	2	4	2	127
Huntingdonshire	405	9		356	49	10	1	8	28	452
Peterborough	224	1		190	34	6	1		43	274
South Cambridgeshire	238	3		204	34	8	3		15	264
Live outside of the area / Unanswered	40	-		30	10	2	0	0	1	43
Grand Total	1,400	33		1203	197	37	13	20	108	1578
Row Labels	Essential / Very Important	Not Very / Not at all Important		Essential	Very important	Fairly important	Not very important	Not at all important	Don't know / Unanswered	Grand Total
Cambridge	90%	3%		76%	14%	2%	1%	2%	5%	100%
East Cambridgeshire	91%	4%		83%	8%	1%	2%	2%	5%	100%
Fenland	91%	5%		75%	17%	2%	2%	3%	2%	100%
Huntingdonshire	90%	2%		79%	11%	2%	0%	2%	6%	100%
Peterborough	82%	0%		69%	12%	2%	0%	0%	16%	100%
South Cambridgeshire	90%	1%		77%	13%	3%	1%	0%	6%	100%
Live outside of the area / Unanswered	93%	0%		70%	23%	5%	0%	0%	2%	100%
Grand Total	89%	2%		76%	12%	2%	1%	1%	7%	100%

5.6: A Government assessment every five years

	Summary Result			Full Result						
Row Labels	Essential / Very Important	Not Very / Not at all Important		Essential	Very important	Fairly important	Not very important	Not at all important	Don't know / Unanswered	Grand Total
Cambridge	139	65		95	44	48	33	32	33	285
East Cambridgeshire	101	15		71	30	9	3	12	8	133
Fenland	89	16		69	20	19	9	7	3	127
Huntingdonshire	321	38		240	81	51	22	16	42	452
Peterborough	168	19		122	46	33	5	14	54	274
South Cambridgeshire	178	29		124	54	32	18	11	25	264
Live outside of the area / Unanswered	29	6		20	9	7	3	3	1	43
Grand Total	1,025	188		741	284	199	93	95	166	1578
Row Labels	Essential / Very Important	Not Very / Not at all Important		Essential	Very important	Fairly important	Not very important	Not at all important	Don't know / Unanswered	Grand Total
Cambridge	49%	23%		33%	15%	17%	12%	11%	12%	100%
East Cambridgeshire	76%	11%		53%	23%	7%	2%	9%	6%	100%
Fenland	70%	13%		54%	16%	15%	7%	6%	2%	100%
Huntingdonshire	71%	8%		53%	18%	11%	5%	4%	9%	100%
Peterborough	61%	7%		45%	17%	12%	2%	5%	20%	100%
South Cambridgeshire	67%	11%		47%	20%	12%	7%	4%	9%	100%
Live outside of the area / Unanswered	67%	14%		47%	21%	16%	7%	7%	2%	100%
Grand Total	65%	12%		47%	18%	13%	6%	6%	11%	100%

Table Six: For each of the following, to what extent, if at all, do you support or oppose these decisions being made locally, by the Combined Authority and Mayor just described, rather than by the Government in Westminster?

6.1 Deciding how to spend funds to build new homes, including affordable homes

	Summary Result			Full Result						
Row Labels	Strongly Support / Tend to Support	Strongly Oppose / Tend to Oppose		Strongly support	Tend to support	Neither support nor oppose	Tend to oppose	Strongly oppose	Don't know / Unanswered	Grand Total
Cambridge	184	49		106	78	39	15	34	13	285
East Cambridgeshire	91	27		56	35	10	11	16	5	133
Fenland	85	26		52	33	14	12	14	2	127
Huntingdonshire	292	101		149	143	39	22	79	20	452
Peterborough	145	64		91	54	15	21	43	50	274
South Cambridgeshire	176	66		110	66	11	21	45	11	264
Live outside of the area / Unanswered	32	4		24	8	3	1	3	2	41
Grand Total	1,005	337		588	417	131	103	234	103	1576
Row Labels	Strongly Support / Tend to Support	Strongly Oppose / Tend to Oppose		Strongly support	Tend to support	Neither support nor oppose	Tend to oppose	Strongly oppose	Don't know / Unanswered	Grand Total
Cambridge	65%	17%		37%	27%	14%	5%	12%	5%	100%
East Cambridgeshire	68%	20%		42%	26%	8%	8%	12%	4%	100%
Fenland	67%	20%		41%	26%	11%	9%	11%	2%	100%
Huntingdonshire	65%	22%		33%	32%	9%	5%	17%	4%	100%
Peterborough	53%	23%		33%	20%	5%	8%	16%	18%	100%
South Cambridgeshire	67%	25%		42%	25%	4%	8%	17%	4%	100%
Live outside of the area / Unanswered	78%	10%		59%	20%	7%	2%	7%	5%	100%
Grand Total	<b>64%</b>	<b>21%</b>		37%	26%	8%	7%	15%	7%	100%

6.2: Deciding how to spend funding on infrastructure projects, such as road and rail improvements

	Summary Result			Full Result						
Row Labels	Strongly Support / Tend to Support	Strongly Oppose / Tend to Oppose		Strongly support	Tend to support	Neither support nor oppose	Tend to oppose	Strongly oppose	Don't know / Unanswered	Grand Total
Cambridge	173	65		93	80	32	23	42	15	285
East Cambridgeshire	90	30		58	32	8	13	17	5	133
Fenland	94	23		63	31	7	5	18	3	127
Huntingdonshire	283	115		160	123	34	29	86	20	452
Peterborough	144	63		94	50	15	19	44	52	274
South Cambridgeshire	163	72		105	58	16	22	50	13	264
Live outside of the area / Unanswered	33	3		21	12	4	0	3	1	41
Grand Total	980	371		594	386	116	111	260	109	1576
Row Labels	Strongly Support / Tend to Support	Strongly Oppose / Tend to Oppose		Strongly support	Tend to support	Neither support nor oppose	Tend to oppose	Strongly oppose	Don't know / Unanswered	Grand Total
Cambridge	61%	23%		33%	28%	11%	8%	15%	5%	100%
East Cambridgeshire	68%	23%		44%	24%	6%	10%	13%	4%	100%
Fenland	74%	18%		50%	24%	6%	4%	14%	2%	100%
Huntingdonshire	63%	25%		35%	27%	8%	6%	19%	4%	100%
Peterborough	53%	23%		34%	18%	5%	7%	16%	19%	100%
South Cambridgeshire	62%	27%		40%	22%	6%	8%	19%	5%	100%
Live outside of the area / Unanswered	80%	7%		51%	29%	10%	0%	7%	2%	100%
Grand Total	<b>62%</b>	<b>24%</b>		38%	24%	7%	7%	16%	7%	100%



6.3: Creating a transport plan for Cambridgeshire and Peterborough that helps to coordinate road, rail and bus services

	Summary Result			Full Result						
Row Labels	Strongly Support / Tend to Support	Strongly Oppose / Tend to Oppose		Strongly support	Tend to support	Neither support nor oppose	Tend to oppose	Strongly oppose	Don't know / Unanswered	Grand Total
Cambridge	189	46		126	63	39	16	30	11	285
East Cambridgeshire	99	23		69	30	5	9	14	6	133
Fenland	99	17		69	30	8	3	14	3	127
Huntingdonshire	307	86		189	118	39	15	71	20	452
Peterborough	164	47		113	51	13	13	34	50	274
South Cambridgeshire	182	53		124	58	16	16	37	13	264
Live outside of the area / Unanswered	35	3		26	9	2	1	2	1	41
Grand Total	1,075	275		716	359	122	73	202	104	1576
Row Labels	Strongly Support / Tend to Support	Strongly Oppose / Tend to Oppose		Strongly support	Tend to support	Neither support nor oppose	Tend to oppose	Strongly oppose	Don't know / Unanswered	Grand Total
Cambridge	66%	16%		44%	22%	14%	6%	11%	4%	100%
East Cambridgeshire	74%	17%		52%	23%	4%	7%	11%	5%	100%
Fenland	78%	13%		54%	24%	6%	2%	11%	2%	100%
Huntingdonshire	68%	19%		42%	26%	9%	3%	16%	4%	100%
Peterborough	60%	17%		41%	19%	5%	5%	12%	18%	100%
South Cambridgeshire	69%	20%		47%	22%	6%	6%	14%	5%	100%
Live outside of the area / Unanswered	85%	7%		63%	22%	5%	2%	5%	2%	100%
Grand Total	<b>68%</b>	<b>17%</b>		45%	23%	8%	5%	13%	7%	100%

6.4: Deciding how a budget is spent to maintain roads in Cambridgeshire and Peterborough

	Summary Result			Full Result						
Row Labels	Strongly Support / Tend to Support	Strongly Oppose / Tend to Oppose		Strongly support	Tend to support	Neither support nor oppose	Tend to oppose	Strongly oppose	Don't know / Unanswered	Grand Total
Cambridge	176	52		93	83	43	17	35	14	285
East Cambridgeshire	96	23		61	35	8	6	17	6	133
Fenland	96	16		64	32	11	5	11	4	127
Huntingdonshire	298	95		175	123	35	21	74	24	452
Peterborough	153	47		101	52	21	13	34	53	274
South Cambridgeshire	176	58		107	69	16	19	39	14	264
Live outside of the area / Unanswered	31	5		19	12	4	2	3	1	41
Grand Total	1,026	296		620	406	138	83	213	116	1576
Row Labels	Strongly Support / Tend to Support	Strongly Oppose / Tend to Oppose		Strongly support	Tend to support	Neither support nor oppose	Tend to oppose	Strongly oppose	Don't know / Unanswered	Grand Total
Cambridge	62%	18%		33%	29%	15%	6%	12%	5%	100%
East Cambridgeshire	72%	17%		46%	26%	6%	5%	13%	5%	100%
Fenland	76%	13%		50%	25%	9%	4%	9%	3%	100%
Huntingdonshire	66%	21%		39%	27%	8%	5%	16%	5%	100%
Peterborough	56%	17%		37%	19%	8%	5%	12%	19%	100%
South Cambridgeshire	67%	22%		41%	26%	6%	7%	15%	5%	100%
Live outside of the area / Unanswered	76%	12%		46%	29%	10%	5%	7%	2%	100%
Grand Total	65%	19%		39%	26%	9%	5%	14%	7%	100%

6.5: Deciding how funding is spent on apprenticeships in Cambridgeshire and Peterborough

	Summary Result			Full Result						
Row Labels	Strongly Support / Tend to Support	Strongly Oppose / Tend to Oppose		Strongly support	Tend to support	Neither support nor oppose	Tend to oppose	Strongly oppose	Don't know / Unanswered	Grand Total
Cambridge	141	63		73	68	63	24	39	18	285
East Cambridgeshire	88	27		46	42	12	6	21	6	133
Fenland	79	21		46	33	21	8	13	6	127
Huntingdonshire	251	99		131	120	75	24	75	27	452
Peterborough	142	46		78	64	30	8	38	56	274
South Cambridgeshire	139	62		78	61	48	21	41	15	264
Live outside of the area / Unanswered	26	4		16	10	10	2	2	1	41
Grand Total	866	322		468	398	259	93	229	129	1576
Row Labels	Strongly Support / Tend to Support	Strongly Oppose / Tend to Oppose		Strongly support	Tend to support	Neither support nor oppose	Tend to oppose	Strongly oppose	Don't know / Unanswered	Grand Total
Cambridge	49%	22%		26%	24%	22%	8%	14%	6%	100%
East Cambridgeshire	66%	20%		35%	32%	9%	5%	16%	5%	100%
Fenland	62%	17%		36%	26%	17%	6%	10%	5%	100%
Huntingdonshire	56%	22%		29%	27%	17%	5%	17%	6%	100%
Peterborough	52%	17%		28%	23%	11%	3%	14%	20%	100%
South Cambridgeshire	53%	23%		30%	23%	18%	8%	16%	6%	100%
Live outside of the area / Unanswered	63%	10%		39%	24%	24%	5%	5%	2%	100%
Grand Total	55%	20%		30%	25%	16%	6%	15%	8%	100%

6.6: Reviewing further education in Cambridgeshire and Peterborough to help provide young people aged 16 and over with the skills that local employers need

	Summary Result			Full Result						
Row Labels	Strongly Support / Tend to Support	Strongly Oppose / Tend to Oppose		Strongly support	Tend to support	Neither support nor oppose	Tend to oppose	Strongly oppose	Don't know / Unanswered	Grand Total
Cambridge	151	60		72	79	58	20	40	16	285
East Cambridgeshire	94	26		51	43	8	5	21	5	133
Fenland	85	21		47	38	18	6	15	3	127
Huntingdonshire	265	105		137	128	58	31	74	24	452
Peterborough	152	46		92	60	24	10	36	52	274
South Cambridgeshire	151	62		74	77	38	18	44	13	264
Live outside of the area / Unanswered	27	4		19	8	9	2	2	1	41
Grand Total	925	324		492	433	213	92	232	114	1576
Row Labels	Strongly Support / Tend to Support	Strongly Oppose / Tend to Oppose		Strongly support	Tend to support	Neither support nor oppose	Tend to oppose	Strongly oppose	Don't know / Unanswered	Grand Total
Cambridge	53%	21%		25%	28%	20%	7%	14%	6%	100%
East Cambridgeshire	71%	20%		38%	32%	6%	4%	16%	4%	100%
Fenland	67%	17%		37%	30%	14%	5%	12%	2%	100%
Huntingdonshire	59%	23%		30%	28%	13%	7%	16%	5%	100%
Peterborough	55%	17%		34%	22%	9%	4%	13%	19%	100%
South Cambridgeshire	57%	23%		28%	29%	14%	7%	17%	5%	100%
Live outside of the area / Unanswered	66%	10%		46%	20%	22%	5%	5%	2%	100%
Grand Total	59%	21%		31%	27%	14%	6%	15%	7%	100%

6.7: Deciding how funding is spent on adult education and skills training in Cambridgeshire and Peterborough for people aged 19 and over to help produce a workforce with skills that local employers need

	Summary Result			Full Result						
Row Labels	Strongly Support / Tend to Support	Strongly Oppose / Tend to Oppose		Strongly support	Tend to support	Neither support nor oppose	Tend to oppose	Strongly oppose	Don't know / Unanswered	Grand Total
Cambridge	154	62		72	82	54	21	41	15	285
East Cambridgeshire	89	30		48	41	9	9	21	5	133
Fenland	86	22		47	39	16	7	15	3	127
Huntingdonshire	262	98		135	127	67	24	74	25	452
Peterborough	152	47		86	66	21	7	40	54	274
South Cambridgeshire	155	62		74	81	32	19	43	15	264
Live outside of the area / Unanswered	27	4		18	9	9	1	3	1	41
Grand Total	925	325		480	445	208	88	237	118	1576
Row Labels	Strongly Support / Tend to Support	Strongly Oppose / Tend to Oppose		Strongly support	Tend to support	Neither support nor oppose	Tend to oppose	Strongly oppose	Don't know / Unanswered	Grand Total
Cambridge	54%	22%		25%	29%	19%	7%	14%	5%	100%
East Cambridgeshire	67%	23%		36%	31%	7%	7%	16%	4%	100%
Fenland	68%	17%		37%	31%	13%	6%	12%	2%	100%
Huntingdonshire	58%	22%		30%	28%	15%	5%	16%	6%	100%
Peterborough	55%	17%		31%	24%	8%	3%	15%	20%	100%
South Cambridgeshire	59%	23%		28%	31%	12%	7%	16%	6%	100%
Live outside of the area / Unanswered	66%	10%		44%	22%	22%	2%	7%	2%	100%
Grand Total	59%	21%		30%	28%	13%	6%	15%	7%	100%

6.8: Joining up health and social care services (such as elderly care) so that they better support people

	Summary Result			Full Result						
Row Labels	Strongly Support / Tend to Support	Strongly Oppose / Tend to Oppose		Strongly support	Tend to support	Neither support nor oppose	Tend to oppose	Strongly oppose	Don't know / Unanswered	Grand Total
Cambridge	177	52		104	73	36	16	36	20	285
East Cambridgeshire	93	28		61	32	5	7	21	7	133
Fenland	97	20		67	30	8	4	16	2	127
Huntingdonshire	293	94		188	105	38	17	77	27	452
Peterborough	156	50		118	38	13	10	40	55	274
South Cambridgeshire	170	53		108	62	26	14	39	15	264
Live outside of the area / Unaswered	31	3		20	11	6	1	2	1	41
Grand Total	1,017	300		666	351	132	69	231	127	1576
Row Labels	Strongly Support / Tend to Support	Strongly Oppose / Tend to Oppose		Strongly support	Tend to support	Neither support nor oppose	Tend to oppose	Strongly oppose	Don't know / Unanswered	Grand Total
Cambridge	62%	18%		36%	26%	13%	6%	13%	7%	100%
East Cambridgeshire	70%	21%		46%	24%	4%	5%	16%	5%	100%
Fenland	76%	16%		53%	24%	6%	3%	13%	2%	100%
Huntingdonshire	65%	21%		42%	23%	8%	4%	17%	6%	100%
Peterborough	57%	18%		43%	14%	5%	4%	15%	20%	100%
South Cambridgeshire	64%	20%		41%	23%	10%	5%	15%	6%	100%
Live outside of the area / Unaswered	76%	7%		49%	27%	15%	2%	5%	2%	100%
Grand Total	65%	19%		42%	22%	8%	4%	15%	8%	100%

6.9: Working with local councils to develop a new strategy for housing and development in line with existing local plans

	Summary Result			Full Result						
Row Labels	Strongly Support / Tend to Support	Strongly Oppose / Tend to Oppose		Strongly support	Tend to support	Neither support nor oppose	Tend to oppose	Strongly oppose	Don't know / Unanswered	Grand Total
Cambridge	171	47		97	74	47	18	29	20	285
East Cambridgeshire	89	27		55	34	10	8	19	7	133
Fenland	89	21		48	41	14	5	16	3	127
Huntingdonshire	274	90		147	127	59	19	71	29	452
Peterborough	147	49		86	61	23	12	37	55	274
South Cambridgeshire	174	57		92	82	20	12	45	13	264
Live outside of the area / Unaswered	34	4		26	8	2	2	2	1	41
Grand Total	978	295		551	427	175	76	219	128	1576
Row Labels	Strongly Support / Tend to Support	Strongly Oppose / Tend to Oppose		Strongly support	Tend to support	Neither support nor oppose	Tend to oppose	Strongly oppose	Don't know / Unanswered	Grand Total
Cambridge	60%	16%		34%	26%	16%	6%	10%	7%	100%
East Cambridgeshire	67%	20%		41%	26%	8%	6%	14%	5%	100%
Fenland	70%	17%		38%	32%	11%	4%	13%	2%	100%
Huntingdonshire	61%	20%		33%	28%	13%	4%	16%	6%	100%
Peterborough	54%	18%		31%	22%	8%	4%	14%	20%	100%
South Cambridgeshire	66%	22%		35%	31%	8%	5%	17%	5%	100%
Live outside of the area / Unaswered	83%	10%		63%	20%	5%	5%	5%	2%	100%
Grand Total	62%	19%		35%	27%	11%	5%	14%	8%	100%

6.10: Designing a new service to support those with a health condition or disability and the long-term unemployed back into work

	Summary Result			Full Result						
Row Labels	Strongly Support / Tend to Support	Strongly Oppose / Tend to Oppose		Strongly support	Tend to support	Neither support nor oppose	Tend to oppose	Strongly oppose	Don't know / Unanswered	Grand Total
Cambridge	156	56		74	82	55	14	42	18	285
East Cambridgeshire	83	30		48	35	14	10	20	6	133
Fenland	74	31		43	31	20	10	21	2	127
Huntingdonshire	244	106		128	116	70	30	76	32	452
Peterborough	135	59		84	51	23	14	45	57	274
South Cambridgeshire	133	63		74	59	47	17	46	21	264
Live outside of the area / Unanswered	24	6		15	9	10	1	5	1	41
Grand Total	849	351		466	383	239	96	255	137	1576
Row Labels	Strongly Support / Tend to Support	Strongly Oppose / Tend to Oppose		Strongly support	Tend to support	Neither support nor oppose	Tend to oppose	Strongly oppose	Don't know / Unanswered	Grand Total
Cambridge	55%	20%		26%	29%	19%	5%	15%	6%	100%
East Cambridgeshire	62%	23%		36%	26%	11%	8%	15%	5%	100%
Fenland	58%	24%		34%	24%	16%	8%	17%	2%	100%
Huntingdonshire	54%	23%		28%	26%	15%	7%	17%	7%	100%
Peterborough	49%	22%		31%	19%	8%	5%	16%	21%	100%
South Cambridgeshire	50%	24%		28%	22%	18%	6%	17%	8%	100%
Live outside of the area / Unanswered	59%	15%		37%	22%	24%	2%	12%	2%	100%
Grand Total	<b>54%</b>	<b>22%</b>		30%	24%	15%	6%	16%	9%	100%



6.11: Working with local partners as part of an integrated employment service to ensure residents have better access to the job market

	Summary Result			Full Result						
Row Labels	Strongly Support / Tend to Support	Strongly Oppose / Tend to Oppose		Strongly support	Tend to support	Neither support nor oppose	Tend to oppose	Strongly oppose	Don't know / Unanswered	Grand Total
Cambridge	141	53		71	70	67	16	37	24	285
East Cambridgeshire	79	26		44	35	22	6	20	6	133
Fenland	81	22		42	39	20	6	16	4	127
Huntingdonshire	247	90		128	119	89	18	72	26	452
Peterborough	140	47		88	52	32	9	38	55	274
South Cambridgeshire	146	52		61	85	49	12	40	17	264
Live outside of the area / Unanswered	24	6		19	5	10	2	4	1	41
Grand Total	858	296		453	405	289	69	227	133	1576
Row Labels	Strongly Support / Tend to Support	Strongly Oppose / Tend to Oppose		Strongly support	Tend to support	Neither support nor oppose	Tend to oppose	Strongly oppose	Don't know / Unanswered	Grand Total
Cambridge	49%	19%		25%	25%	24%	6%	13%	8%	100%
East Cambridgeshire	59%	20%		33%	26%	17%	5%	15%	5%	100%
Fenland	64%	17%		33%	31%	16%	5%	13%	3%	100%
Huntingdonshire	55%	20%		28%	26%	20%	4%	16%	6%	100%
Peterborough	51%	17%		32%	19%	12%	3%	14%	20%	100%
South Cambridgeshire	55%	20%		23%	32%	19%	5%	15%	6%	100%
Live outside of the area / Unanswered	59%	15%		46%	12%	24%	5%	10%	2%	100%
Grand Total	54%	19%		29%	26%	18%	4%	14%	8%	100%

6.12: Reviewing all land and property held by the public sector and creating a list available for development in Cambridgeshire and Peterborough

	Summary Result			Full Result						
Row Labels	Strongly Support / Tend to Support	Strongly Oppose / Tend to Oppose		Strongly support	Tend to support	Neither support nor oppose	Tend to oppose	Strongly oppose	Don't know / Unanswered	Grand Total
Cambridge	144	77		69	75	44	34	43	20	285
East Cambridgeshire	72	32		38	34	22	7	25	7	133
Fenland	78	33		50	28	12	10	23	4	127
Huntingdonshire	248	106		131	117	69	27	79	29	452
Peterborough	139	56		85	54	26	12	44	53	274
South Cambridgeshire	154	66		74	80	31	18	48	13	264
Live outside of the area / Unaswered	29	7		18	11	4	3	4	1	41
Grand Total	864	377		465	399	208	111	266	127	1576
Row Labels	Strongly Support / Tend to Support	Strongly Oppose / Tend to Oppose		Strongly support	Tend to support	Neither support nor oppose	Tend to oppose	Strongly oppose	Don't know / Unanswered	Grand Total
Cambridge	51%	27%		24%	26%	15%	12%	15%	7%	100%
East Cambridgeshire	54%	24%		29%	26%	17%	5%	19%	5%	100%
Fenland	61%	26%		39%	22%	9%	8%	18%	3%	100%
Huntingdonshire	55%	23%		29%	26%	15%	6%	17%	6%	100%
Peterborough	51%	20%		31%	20%	9%	4%	16%	19%	100%
South Cambridgeshire	58%	25%		28%	30%	12%	7%	18%	5%	100%
Live outside of the area / Unaswered	71%	17%		44%	27%	10%	7%	10%	2%	100%
Grand Total	55%	24%		30%	25%	13%	7%	17%	8%	100%

Table Seven: Government has said that it will provide Cambridgeshire and Peterborough, as part of a Combined Authority with a Directly Elected Mayor, with a new **£20million annual fund** to improve local infrastructure (totalling £600m over 30 years) as part of a devolution deal.

To what extent, if at all, do you support or oppose Cambridgeshire and Peterborough, as part of a Combined Authority with a Directly Elected Mayor, deciding on how to spend this infrastructure funding?

	Summary Result			Full Result						
Row Labels	Strongly Support / Tend to Support	Strongly Oppose / Tend to Oppose		Strongly support	Tend to support	Neither support nor oppose	Tend to oppose	Strongly oppose	Don't know / Unanswered	Grand Total
Cambridge	139	87		71	68	48	22	65	11	285
East Cambridgeshire	73	44		43	30	13	12	32	3	133
Fenland	79	38		49	30	7	15	23	3	127
Huntingdonshire	213	175		88	125	46	33	142	18	452
Peterborough	127	67		62	65	22	15	52	58	274
South Cambridgeshire	138	99		62	76	18	26	73	9	264
Live outside of the area / Unanswered	32	7		17	15	1	2	5	1	41
Grand Total	801	517		392	409	155	125	392	103	1576
Row Labels	Strongly Support / Tend to Support	Strongly Oppose / Tend to Oppose		Strongly support	Tend to support	Neither support nor oppose	Tend to oppose	Strongly oppose	Don't know / Unanswered	Grand Total
Cambridge	49%	31%		25%	24%	17%	8%	23%	4%	100%
East Cambridgeshire	55%	33%		32%	23%	10%	9%	24%	2%	100%
Fenland	62%	30%		39%	24%	6%	12%	18%	2%	100%
Huntingdonshire	47%	39%		19%	28%	10%	7%	31%	4%	100%
Peterborough	46%	24%		23%	24%	8%	5%	19%	21%	100%
South Cambridgeshire	52%	38%		23%	29%	7%	10%	28%	3%	100%
Live outside of the area / Unanswered	78%	17%		41%	37%	2%	5%	12%	2%	100%
Grand Total	51%	33%		25%	26%	10%	8%	25%	7%	100%

Table Eight: Government has said it will provide Cambridgeshire and Peterborough, as part of a Combined Authority with a Directly Elected Mayor, and the partner areas included in the deal a new **£100million housing fund** in order to build more homes across the county.

To what extent, if it all, do you support or oppose Cambridgeshire and Peterborough, as part of a Combined Authority with a Directly Elected Mayor, deciding on how this housing fund is spent?

	Summary Result			Full Result						
Row Labels	Strongly Support / Tend to Support	Strongly Oppose / Tend to Oppose		Strongly support	Tend to support	Neither support nor oppose	Tend to oppose	Strongly oppose	Don't know / Unanswered	Grand Total
Cambridge	138	86		81	57	50	23	63	11	285
East Cambridgeshire	71	45		39	32	10	13	32	7	133
Fenland	69	41		39	30	13	15	26	4	127
Huntingdonshire	221	181		86	135	40	45	136	10	452
Peterborough	119	72		60	59	27	20	52	56	274
South Cambridgeshire	141	90		60	81	23	25	65	10	264
Live outside of the area / Unanswered	32	8		14	18	1	3	5	1	42
Grand Total	791	523		379	412	164	144	379	99	1577
Row Labels	Strongly Support / Tend to Support	Strongly Oppose / Tend to Oppose		Strongly support	Tend to support	Neither support nor oppose	Tend to oppose	Strongly oppose	Don't know / Unanswered	Grand Total
Cambridge	48%	30%		28%	20%	18%	8%	22%	4%	100%
East Cambridgeshire	53%	34%		29%	24%	8%	10%	24%	5%	100%
Fenland	54%	32%		31%	24%	10%	12%	20%	3%	100%
Huntingdonshire	49%	40%		19%	30%	9%	10%	30%	2%	100%
Peterborough	43%	26%		22%	22%	10%	7%	19%	20%	100%
South Cambridgeshire	53%	34%		23%	31%	9%	9%	25%	4%	100%
Live outside of the area / Unanswered	76%	19%		33%	43%	2%	7%	12%	2%	100%
Grand Total	<b>50%</b>	<b>33%</b>		24%	26%	10%	9%	24%	6%	100%

Table Nine: As part of the devolution deal, Government has said it will provide the Cambridgeshire and Peterborough Combined Authority **a £70million fund** to be used to build more council rented homes **in Cambridge** because house prices are so high in the city.

To what extent, if at all, do you support or oppose this proposal?

	Summary Result			Full Result						
Row Labels	Strongly Support / Tend to Support	Strongly Oppose / Tend to Oppose		Strongly support	Tend to support	Neither support nor oppose	Tend to oppose	Strongly oppose	Don't know / Unanswered	Grand Total
Cambridge	184	68		118	66	26	13	55	7	285
East Cambridgeshire	76	40		47	29	15	11	29	2	133
Fenland	64	44		37	27	16	16	28	3	127
Huntingdonshire	216	165		107	109	62	38	127	9	452
Peterborough	117	71		76	41	28	17	54	58	274
South Cambridgeshire	156	75		87	69	26	13	62	7	264
Live outside of the area / Unanswered	30	4		20	10	6	1	3	2	42
Grand Total	843	467		492	351	179	109	358	88	1577
Row Labels	Strongly Support / Tend to Support	Strongly Oppose / Tend to Oppose		Strongly support	Tend to support	Neither support nor oppose	Tend to oppose	Strongly oppose	Don't know / Unanswered	Grand Total
Cambridge	65%	24%		41%	23%	9%	5%	19%	2%	100%
East Cambridgeshire	57%	30%		35%	22%	11%	8%	22%	2%	100%
Fenland	50%	35%		29%	21%	13%	13%	22%	2%	100%
Huntingdonshire	48%	37%		24%	24%	14%	8%	28%	2%	100%
Peterborough	43%	26%		28%	15%	10%	6%	20%	21%	100%
South Cambridgeshire	59%	28%		33%	26%	10%	5%	23%	3%	100%
Live outside of the area / Unanswered	71%	10%		48%	24%	14%	2%	7%	5%	100%
Grand Total	53%	30%		31%	22%	11%	7%	23%	6%	100%

*Summary Demographics*

<b>Gender</b>	<b>%</b>
Male	55%
Female	35%
Unanswered	10%

<b>Age</b>	<b>%</b>
16 to 24 years	2%
25 to 34 years	8%
35 to 44 years	15%
45 to 54 years	19%
55 to 64 years	22%
65 to 74 years	17%
75 years or over	3%
Unanswered	13%

<b>Ethnicity</b>	<b>%</b>
White British	77%
Other Ethnic Origin	7%
Unanswered	16%

6.7% answered 'yes' to having a disability or a limiting illness
--



**Department for  
Communities and  
Local Government**

Cllr Steve Count  
Leader of Cambridgeshire County Council  
Box SH1102  
Shire Hall  
Castle Hill  
Cambridge  
CB3 0AP

**The Rt Hon Sajid Javid MP**  
*Secretary of State for Communities and Local  
Government*

***Department for Communities and Local  
Government***

Fry Building  
2 Marsham Street  
London  
SW1P 4DF

Tel: 0303 444 3450  
Fax: 020 7035 0018  
Email: [sajid.javid@communities.gsi.gov.uk](mailto:sajid.javid@communities.gsi.gov.uk)

[www.gov.uk/dclg](http://www.gov.uk/dclg)

Our Ref:

28 October 2016

*D. Steve,*

Thank you for your letter of 20 October, following my meeting with Cambridgeshire and Peterborough Leaders to discuss your proposals for a devolution deal. It was an excellent discussion and I appreciated hearing the details of your proposals and seeing the enthusiasm to work with Government in this area.

I am writing to you to set out further details of the Government's current position in relation to the Housing elements of the Cambridgeshire and Peterborough Deal.

As you are aware, the Cambridgeshire and Peterborough Devolution Deal includes two specific proposals for housing:


- A £70m capital fund over five years ring-fenced for Cambridge to meet housing needs, recognising the exceptional market conditions in Cambridge.
- Recognising the high levels of growth and exceptional housing market conditions in Greater Cambridge, the Government will provide £100m housing and infrastructure fund to help deliver infrastructure for housing and growth and at least 2,000 affordable homes. The Combined Authority will have flexibility over the right tenure mix to meet the needs of Cambridgeshire and Peterborough, which could include affordable rental homes as well as affordable home ownership.

The Government's willingness to devolve these funds is dependent on both funds being delivered in line with the single pot assurance framework. The £100m fund is subject to the presentation of a robust business case which will be assessed using the key criteria of affordability in housing markets.

I have been provided with information on the work that you have undertaken with my officials to develop a business case and a delivery plan for delivering at least 500 new affordable homes in Cambridge and at least 2,000 affordable homes in Cambridgeshire and Peterborough. My initial view of this work is that it:

- Articulates the challenges facing the Cambridgeshire and Peterborough's housing market and how the proposed funding can help to address affordable housing issues in your area.
- Offers the basis of a convincing plan for how this new housing development will be prioritised, funded and delivered within the timeframes set out.
- Provides a strong indication that we will be able to work towards an agreed business case in the coming months, with the release of these funds to your area also subject to the completion of other wider processes (including national and local agreement to the new governance arrangements, overall implementation plan, assurance framework, and monitoring and evaluation processes). My officials will continue to work closely to support your officers on each of these.

The Government remains strongly committed to enabling you to take forward this important element of your Devolution Deal. Cambridgeshire and Peterborough's deal is one of the most ambitious deals nationally and represents an important part of this Government's approach to devolving powers from Whitehall to deliver a successful and balanced economy.

A handwritten signature in blue ink, appearing to read 'Sajid Javid', is written over the printed name.

**RT. HON. SAJID JAVID MP**



## COMMUNITY IMPACT ASSESSMENT

Directorate / Service Area		Officer undertaking the assessment	
Policy and Business Support Team, Customer Service and Transformation		Name: Kevin Hctor .....	
Service / Document / Function being assessed		Job Title: Policy and Projects Officer .....	
Cambridgeshire and Peterborough Devolution Deal (updated post consultation).		Contact details:	
Business Plan Proposal Number (if relevant)		E-mail: <a href="mailto:Kevin.Hctor@cambridgeshire.gov.uk">Kevin.Hctor@cambridgeshire.gov.uk</a>	
Aims and Objectives of Service / Document / Function			
<p>The Cambridgeshire and Peterborough Devolution Deal is a proposed agreement between Government, the seven local authorities covering Cambridgeshire and Peterborough and the Greater Cambridge Greater Peterborough Local Enterprise Partnership to devolve a range of funding, powers and responsibilities. All of the Cambridgeshire and Peterborough Authorities are subject to the Public Sector Equality Duty and have complied with the requirements of this Duty in their proposals for this scheme.</p>			
What is changing?			
<p>The Cambridgeshire and Peterborough Devolution Deal would devolve a range of functions and funding down from central government to a more local level, including:</p> <ul style="list-style-type: none"> <li>- Multi-year transport budgets.</li> <li>- Devolved adult skills budgets and an increased role in 16+ skills provision</li> <li>- Responsibility for a Key Route Network of local roads</li> <li>- A housing fund, land commission, joint assets board and housing and planning powers</li> <li>- A 30 year single investment fund to support growth projects (transport, broadband, infrastructure).</li> <li>- Co-design of the National Work and Health programme</li> <li>- Joint work with UK Trade and Investment on boosting exports and inward investment</li> <li>- Further work towards public service reform, health and social care integration and co-ordination of community safety provision.</li> </ul> <p>In order to take on these responsibilities Cambridgeshire and Peterborough is proposing to create a new Combined Authority with Directly-Elected Mayor governance system. The Local Authorities involved are committed to ensuring that this Combined Authority will meet the requirements of the Public Sector Equality Duty in its operation.</p>			

**Who is involved in this impact assessment?**

e.g. Council officers, partners, service users and community representatives.

An initial Community Impact Assessment was completed by officers in advance of a full public consultation in which partners, service users and community representatives were invited to participate. This considered the Devolution Deal in relation to the Public Sector Equalities Duty requirements and concluded that while the deal was likely to further the three aims of the equality duty, it was important that this assumption was tested through the consultation, and that where future projects were being decided upon by the Combined Authority, that these were subject to further assessment as to their impact upon people with protected characteristics.

Since then, the Devolution Consultation ran from 8 July to 23 August, and included:

- Business engagement conducted by GCGP LEP across Cambridgeshire and Peterborough.
- Meetings and engagement with community, voluntary and local public sector stakeholders.
- An independent telephone survey of over 2,200 residents commissioned and undertaken by MORI.
- An online consultation, generating over 1,500 responses.
- Engagement with public sector and higher education establishments.

This activity was generated through a full range of communications channels and regular promotion activities including press releases and use of social media to further encourage participation in the exercise. The full details of the consultation response, polling data and written responses can be found at:

<http://www.cambridgeshire.gov.uk/devolution>

**What will the impact be?**

Tick to indicate if the impact on each of the following protected characteristics is positive, neutral or negative.

Impact	Positive	Neutral	Negative
Age	X		
Disability	X		
Gender reassignment	X		
Marriage and civil partnership	X		
Pregnancy and maternity	X		
Race	X		

Impact	Positive	Neutral	Negative
Religion or belief	X		
Sex	X		
Sexual orientation	X		
The following additional characteristics can be significant in areas of Cambridgeshire.			
Rural isolation	X		
Deprivation	X		

For each of the above characteristics where there is a positive, negative and / or neutral impact, please provide details, including evidence for this view. Describe the actions that will be taken to mitigate any negative impacts and how the actions are to be recorded and monitored. Describe any issues that may need to be addressed or opportunities that may arise.

**Positive Impact**

The Deal will affect everyone in Cambridgeshire and Peterborough, including people who live, work in and visit the region with protected characteristics. It will provide a combination of powers and funding that will support a range of projects which seek to improve economic prosperity and quality of life across Cambridgeshire and Peterborough, in areas such as infrastructure, transport, housing, employment and skills, digital connectivity and housing.

In order to assess whether the devolution deal would have an impact on people with protected characteristics and meet the requirements of the Public Sector Equality Duty, a consultation was commissioned that sought to enable all Cambridgeshire and Peterborough residents and stakeholders to have a say on the devolution proposals, should they wish to do so, with measures to ensure this was inclusive, accessible and engaged with communities.

This included:

- the use of traditional as well as social media and internet channels to promote the consultation and online survey, with coverage in local newspapers.
- hard copies of the online survey made available on request, including in alternative formats/languages, and
- provided at locations across Cambridgeshire and Peterborough e.g. Libraries, Community Hubs,

business centres with responses from these entered into the survey.

- A MORI telephone poll was conducted to give a sample of survey responses that are statistically representative across both the geography and the demographics of the area.
- The views of local community and voluntary sector organisations were sought via direct contact and e-mail. This included over 100 organisations, including Peterborough Disability Forum, Cambridgeshire Pinpoint, Peterborough Youth Council and Cambridgeshire Alliance.
- A number of Local Authorities hosted local community consultation events e.g. Huntingdonshire's Voluntary Sector Forum and Peterborough's Connect Group (Church and Faith Groups).

Based upon this activity, which generated 2,200+ telephone survey responses, 1,500+ online survey responses and a range of written submissions there was strong support for both the principle of devolution, the specific powers and budgets that are seeking to be devolved and good support for the proposed governance changes, with some concerns about possible "extra layers of government, bureaucracy and cost" and the Directly-Elected Mayor.

From the results of the consultation, which took appropriate measures to engage with people with protected characteristics, there is a strong, evidenced view that the Cambridgeshire and Peterborough Devolution Deal will offer positive benefits under the Public Sector Equality Duty. These include the provision of additional affordable housing, improved local infrastructure in terms of the road and rail network and more tailored and effective skills and employment support services to help improve economic opportunities and quality of life for local residents. It will also offer benefits in terms of a co-ordinated and consistent approach to taking forward the objectives of the Public Sector Equality Duty across the entire Cambridgeshire and Peterborough geography.

#### **Negative Impact**

Officers have not identified any expected negative impacts from the Devolution Deal that would differentially impact upon people with protected characteristics. Specific projects that Combined Authority decides to commission will be assessed in relation to their impact upon people with protected characteristics and the Combined Authority's Public Sector Equality Duty requirements.

#### **Neutral Impact**

Officers have not identified any expected neutral impacts from the Devolution Deal. The proposals around housing, transport, skills etc. should improve the lives of people with protected characteristics. It will however be critical that the new Combined Authority ensures that meets its commitments under the Public Sector Equality Duty in full.

#### **Issues or Opportunities that may need to be addressed**

- 1) The Combined Authority will need to ensure that it meets the requirements of the Public Sector Equality Duty, including publishing equality objectives, which its Member Local Authorities are already committed.
- 2) There was a strong response from the consultation that community and voluntary groups and Parish Councils wanted to continue to be engaged and informed about the further development and delivery of Cambridgeshire and Peterborough devolution and it will be important that this activity continues and is strengthened, including considering the need for effective engagement with .
- 3) If the Deal is approved and implemented, equality assessments will need to be undertaken at the design stage of all core regional strategic planning and commissioning activities. It will not always be possible to adopt the course of action that will best promote accessibility and equality for all. However, equality assessments will enable informed decisions to be made, that take into account every possible opportunity to minimise disadvantage.
- 4) In delivering this deal, our organisations will take forward our commitment to the 'Equality Pledge' (set out in annex 1) and its aspiration for Cambridge and the wider region, including Cambridgeshire and Peterborough to be safe, welcoming and inclusive.

#### **Community Cohesion**

If it is relevant to your area you should also consider the impact on community cohesion.

Officers have not identified any specific impacts from the Cambridgeshire and Peterborough Devolution Deal and consultation in relation to community cohesion. The Deal will offer the opportunity for a more consistent, co-ordinated approach to eliminating discrimination, harassment and victimisation, advancing equality of opportunity for people with protected characteristics and fostering good relations between people with protected characteristics and those who do not share them.

## **Annex 1**

### **The Equality Pledge**

The University of Cambridge, Cambridge City Council, Cambridgeshire County Council, Cambridge University Hospitals NHS Trust, East Cambridgeshire District Council, Police and Crime Commissioner for Cambridgeshire, Cambridgeshire Constabulary, Huntingdonshire District Council, Fenland District Council, South Cambridgeshire District Council and Cambridgeshire Fire and Rescue are all signed up as organisations to the Equality Pledge, which states that:

"We believe in the dignity of all people and their right to respect and equality of opportunity. We value the strength that comes with difference and the positive contribution that diversity brings to our community. Our aspiration is for Cambridge and the wider region to be safe, welcoming and inclusive".

In November 2015 Cambridge hosted the National Showcase for Lesbian, Gay, Bisexual and Trans History Month 2016. As part of the preparations for this day, local organisers wanted to develop an initiative that would provide a legacy for whole community. The Equality Pledge was the result - a simple pledge that commits signatory organisations to appreciate and value the benefits that different communities contribute to Cambridge and the surrounding region. All organisations, whether from the public, voluntary or private sector, are welcome to sign up to the Equality Pledge.

## Appendix 5

The following table outlines the expected costs for the next two years:

	2017/18 (from May 2017) £000's	2018/19 £000's
<b><u>Establishment Costs</u></b>		
Chief Executive	147	160
Director, Delivery	128	140
Scrutiny Officer	35	38
Senior Dem Services	29	32
Dem Services	25	27
PA support to CE/Director/Mayor (iii)	17	19
Administrative Support (iii)	10	11
S151 Officer (i)	29	32
Monitoring Officer (ii)	10	11
Finance Officer	49	54
on costs for posts (NI, pension)	120	131
<b>Audit Costs</b>	37	40
<b>Office running costs</b>	19	20
<b>Communications</b>	19	20
<b>Combined Authority Costs</b>	<b>674</b>	<b>734</b>
<b>Election costs</b>	<b>756</b>	
<b>Mayoral office costs</b>		
Mayoral Allowance	64	70
<b>shared costs with combined authority</b>		
PA support to CE/Director/Mayor (iii)	22	24
Administrative Support (iii)	13	14
Office running costs	19	20
Communications	19	20
<b>Mayoral office costs</b>	<b>135</b>	<b>147</b>
<b>total costs</b>	<b>1,565</b>	<b>881</b>

- (i) Part time based on 2 days per week (provided from within existing establishment)
- (ii) Part time based on 0.5 days per week (provided from within existing establishment)
- (iii) Costs assumed split 50/50 between combined authority and Mayoral office

This page is intentionally left blank